

HungyBuzz Mobile Wireframes

Name_wires_20130510.graffle

Last Modified: Sun May 12 2013

Last Modified By: chris

Table of Contents

iOS Screen with Order Alert	3	2.0.v2 UnPaid Invitee Checkout	51	6.2 My Reservations	99
iOS Screen with Reservation	4	2.0.v2.1 UnPaid Invitee Checkout Warning	52	6.2.1 Reservation Detail	100
0.0 Opening Screen	5	2.0.v3 Nonpaying Inviter Checkout	53	6.3 Favorites	101
0.0 Opening Screen (drag to order food)	6	2.1 Edit Cart	54	6.3 Edit Favorites	102
0.0.1 Allow Location Services	7	2.2 Order Confirmation	55	6.4 Deals for Me	103
0.0.A Opening Screen with Alert(s)	8	2.2.S1 Share Action Sheet	56	6.4.1 Specific Deal	104
0.0.B Opening Screen with Discounts	9	0.0 Opening Screen 2	57	6.4.2 Purchased Deal	105
X.0 QuickNav Menu	10	0.0 Opening Screen (drag to reserve)	58	6.5 My Reviews	106
1.0 Restaurant Search (Order)	11	1.0 (R) Find Restaurants (Reserve)	59	6.5.1 New Review	107
1.0 Restaurant Search, Blank (Order)	12	1.0 (R) Find Restaurants (Reserve) Name Type Ahead	60	6.5.1 New Review (continued)	108
1.1.v1 Choose Restaurant (List)	13	1.1 (R) Choose Restaurant (Reserve List)	61	6.5.1.1 Review Parameters	109
1.1.V2 Choose Restaurant (Explorer)	14	1.1.S3 (R) Filter Restaurants	62	6.5.2 Update Review	110
1.1.V3 Choose Restaurant (Map)	15	1.1.S3.1 (R) Type of Place	63	6.5.2 Update Review (continued)	111
1.1.V3.1 Restaurant Bubble	16	1.1.s3.1.1 (R) ToP Category Sheet	64	6.6 Account Details	112
1.1.v4 Food Item Search (Explorer)	17	1.2 (R) Restaurant View (Reserve)	65	6.6.1 Account Basics	113
1.1.v5 Food Item Search (List)	18	1.2.1 (R) Gallery	66	6.6.2 Change Password	114
1.1 Pull Down Search (List)	19	1.2.1 (R) Gallery, Addphoto	67	6.6.5 Communications Preferences	115
1.1.S1 Location Sheet	20	1.2.2 (R) Story	68	6.7 My Points	116
1.1.S1 Location Sheet (Empty)	21	1.2.3 (R) Reviews	69	6.7.1 How to Earn Points	117
1.1.S1 Location Sheet (New Address)	22	1.2.3.1 (R) Review Detail	70	6.8 Friends	118
1.1.S1.1 Confirm Address	23	1.3 (R) Confirm Reservation	71	6.8.1 Add Friend	119
1.1.S1 Location Sheet (Edit)	24	1.3.1 (R) Special Request Sheet	72	6.8.1 Add Friend Warning	120
1.1.S2 Filter Restaurants Sheet (Order)	25	1.4 (R) Reservation Confirmed	73	6.9 Social Settings	121
1.1.S3 Cuisine Filter	26	3.0 Billing	74	6.10 Privacy Policy	122
Cuisine List Explanation	27	3.0.S1 Add Billing	75	6.11 Terms of Service	123
1.1.S4.1 Cuisine Category Sheet	28	3.0.S1.1 Add Billing (Paypal)	76	6.14 Share with a Friend	124
1.0.S4 Restaurants View	29	5.0 Sign In	77	NOTES	125
1.2 Menu	30	5.0.1 Sign In Error	78		
1.2.1 Menu w/ Checkout Button	31	5.0.2 Reset Password	79		
1.2.S1 Menu Category Sheet	32	5.0.3 Reset Password Response	80		
1.2.1 Menu Item (Order)	33	5.1 Sign In via Facebook	81		
1.2.1.1 Menu Item Option Sheet	34	5.1.0.1 Sign In via Facebook, Error	82		
1.3 Restaurant View (Order)	35	5.1.2 Allow Facebook Access	83		
1.3 Restaurant View (Order, Continued)	36	5.1.3 Confirmation (Facebook)	84		
1.3.S1 Deals Sheet	37	5.2 Sign In via Twitter	85		
2.0 Checkout	38	5.2.0.1 Sign In via Twitter Error	86		
2.0.S1 Apply Promo Code	39	5.2.2 Allow Twitter Access	87		
2.0.S2 Invite Others to Order	40	5.2.3 Confirmation (Twitter)	88		
2.0.S2.1 SMS Notice	41	5.3.1 Create Account	89		
SMS Message	42	5.3.1 Create Account (continued)	90		
Group Order Invite Flow	43	5.3.1.1 Duplicate Account	91		
Invitee Flow	44	5.3.2 Confirmation	92		
6.7.1 Add Friend	45	6.0 My Account	93		
Payor Decline Notification	46	6.0 My Account (continued)	94		
In Phone Invite Notification	47	6.1 Order History	95		
2.0.S2.1 In Phone Invite	48	6.1.1 Order Details	96		
2.0.S2.2 Invite Item Order	49	6.1.1.v1 Group Order Detail	97		
2.0.v1 Paid Invitee Checkout	50	6.1.2 Setup Repeat Order	98		



Page Context / How I Got Here / Page Notes

iOS Screen with Order Alert

Page Context / How I Got Here / Page Notes

User has made an order with HB and the status of that order is updated.

	Description	Interaction	Rules	Notes
1	OS alert	None	Alert appears for a few seconds and then disappears.	User must allow alerts for the app in Settings.
2	Notification	None	As an alert is passed, notification bubble is presented and incremented on the HB app.	



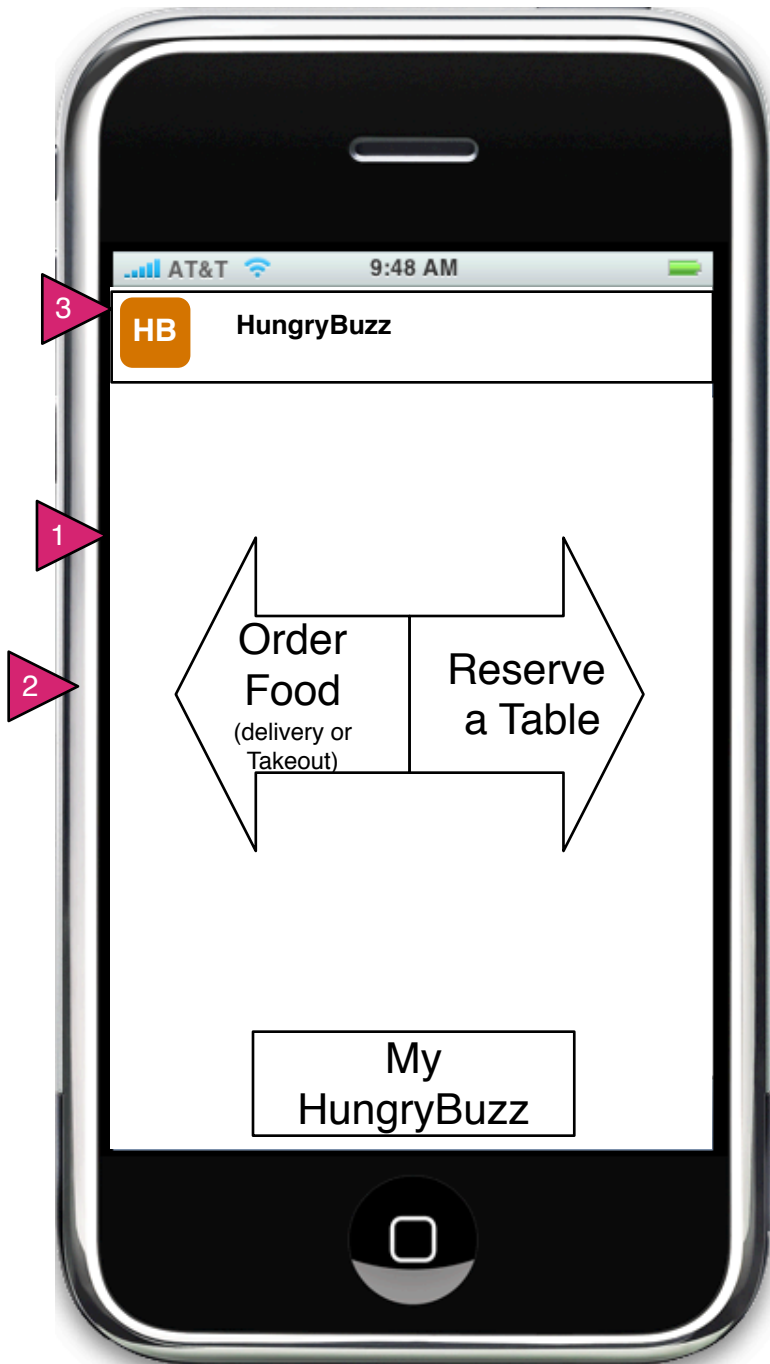
Page Context / How I Got Here / Page Notes

iOS Screen with Reservation

Page Context / How I Got Here / Page Notes

User has made a reservation and has alerts allowed/set.

	Description	Interaction	Rules	Notes
1	OS alert	None	Alert appears for a few seconds and then disappears.	User must allow alerts for the app in Settings.
2	Notification	None	As an alert is passed, notification bubble is presented and incremented on the HB app.	



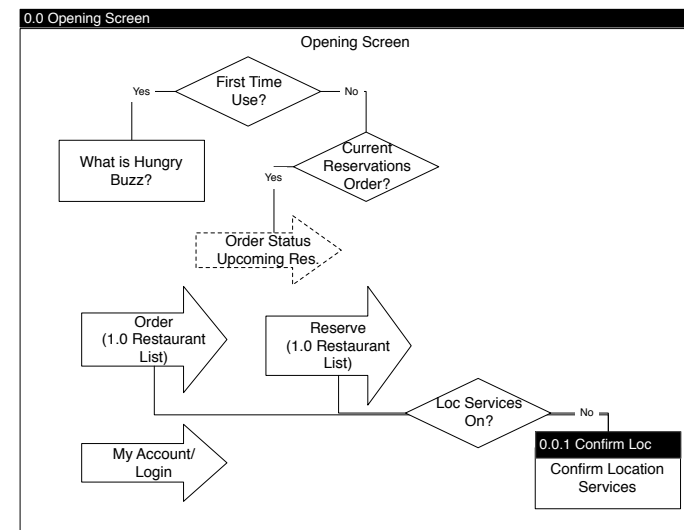
Page Context / How I Got Here / Page Notes

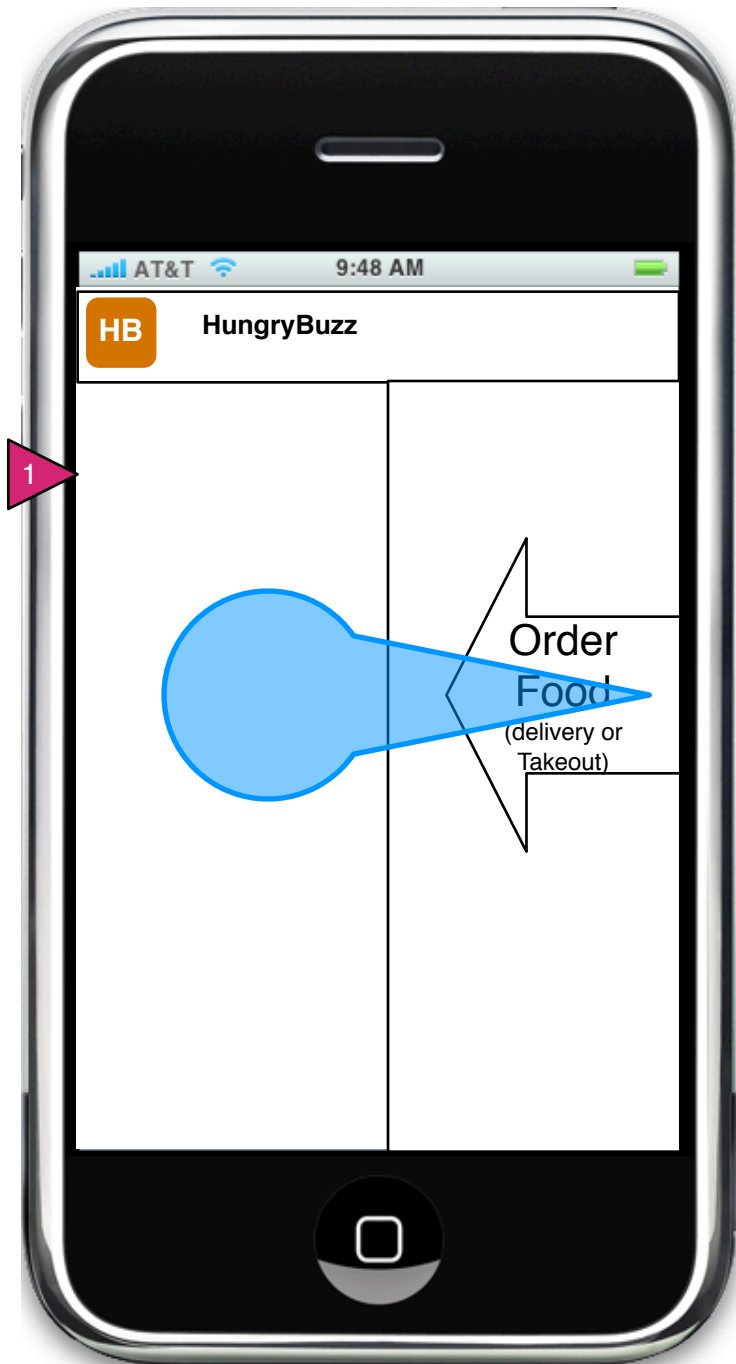
0.0 Opening Screen

Page Context / How I Got Here / Page Notes

User has opened app and has no alerts.

	Description	Interaction	Rules	Notes
1	Order Food	On press or swipe left user goes to 1.0 Order	N/A	
2	Reserve a Table	On press or swipe right user goes to 1.0 Reserve	N/A	This 'right - left' split between ordering
3	Sign In / My HungryBuzz	On press, Global Menu is shown.		and reserving can be maintained through the app.





Page Context / How I Got Here / Page Notes

0.0 Opening Screen (drag to order food)

Page Context / How I Got Here / Page Notes

User is dragging (or clicking) on Order Food

	Description	Interaction	Rules	Notes
1	Order Food	On press or swipe left, {page TBD}	N/A	

If the user has an address in the app (i.e. an address used previously) the last used address is used to call up search results (1.0.1 Choose Restaurant).

If the user is new or no info retrievable, the user is asked to allow Location Services and if they agree, goes to search results with local restaurants (1.0.1 Choose Restaurant).

If user is new or has no info retrievable AND refuses location services, they go to the search on 1.0 Find Restaurants.



Page Context / How I Got Here / Page Notes

0.0.1 Allow Location Services

Page Context / How I Got Here / Page Notes

Blah blah blah.

	Description	Interaction	Rules	Notes
1	OS allowing location service	On press of Don't allow, location services are turned off and dialog disappears. On press of OK, location services are allowed and dialog is removed.	This may appear in a number of places. In this case if the user chooses delivery or reservation.	This is the iOS version, but whatever the OS standard is should be used.

4:45PM Your order is being delivered.



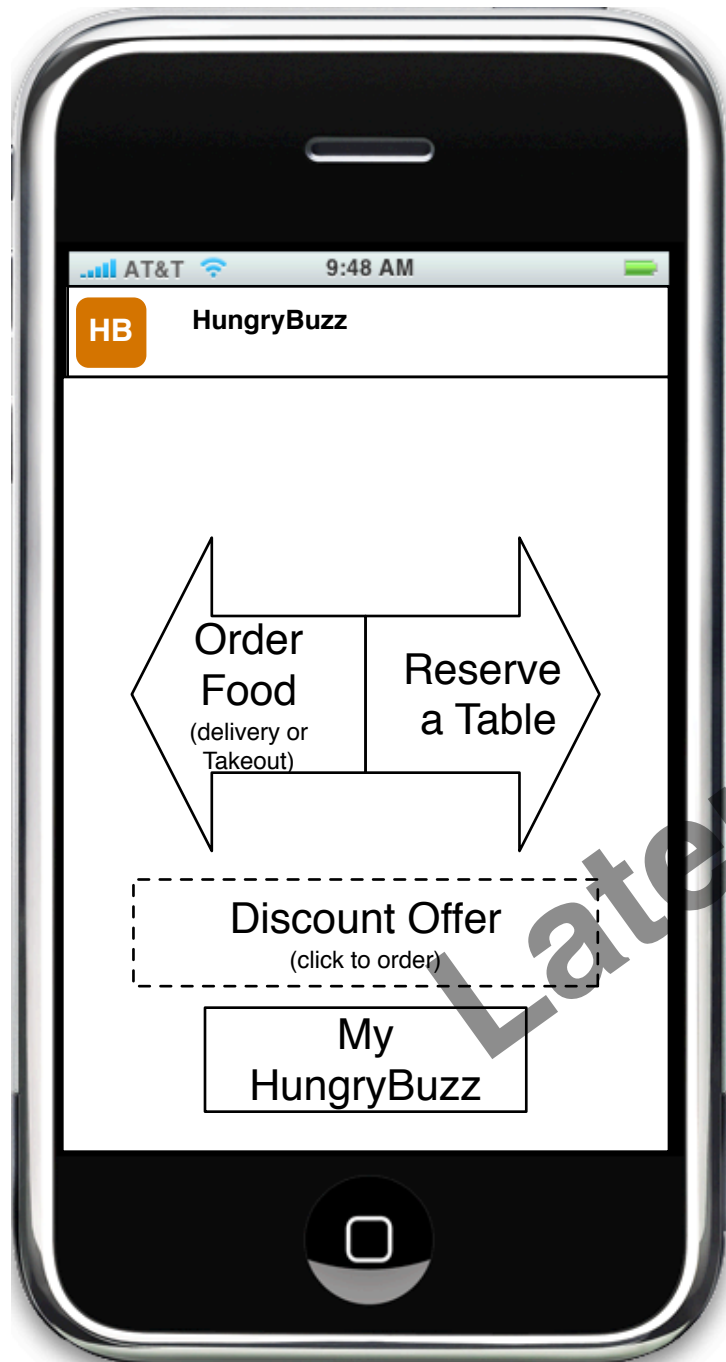
Page Context / How I Got Here / Page Notes

0.0.A Opening Screen with Alert(s)

Page Context / How I Got Here / Page Notes

User has opened the app while an alert has been sent.

	Description	Interaction	Rules	Notes
1	Alert dot and number	None.	The number of unseen alerts is put in red dot. Message appears above the My HungryBuzz thumb bar.	Only the latest alert message is shown on the main screen.
2	Message	None.		Message appears only for 5 seconds or so when the app is started.



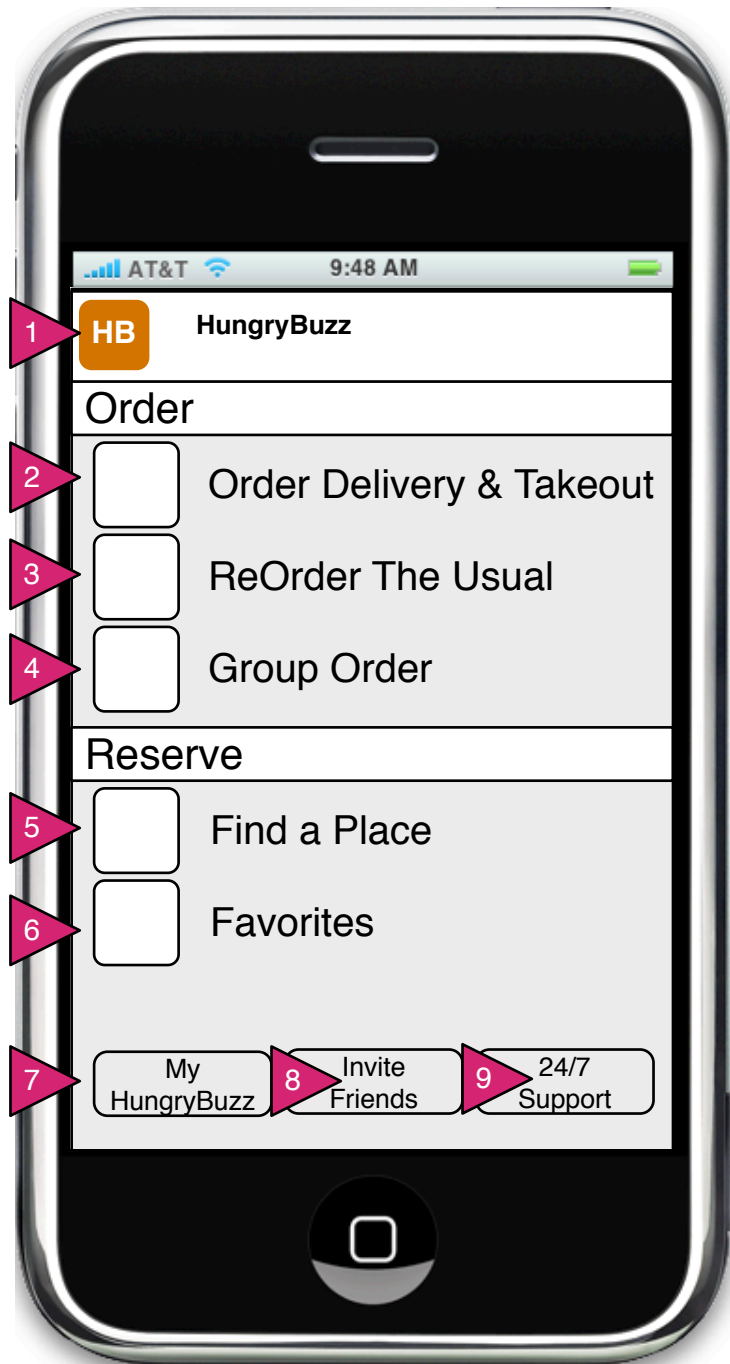
Page Context / How I Got Here / Page Notes

0.0.B Opening Screen with Discounts

Page Context / How I Got Here / Page Notes

Opening screen with a discount available based on location or ordering history.

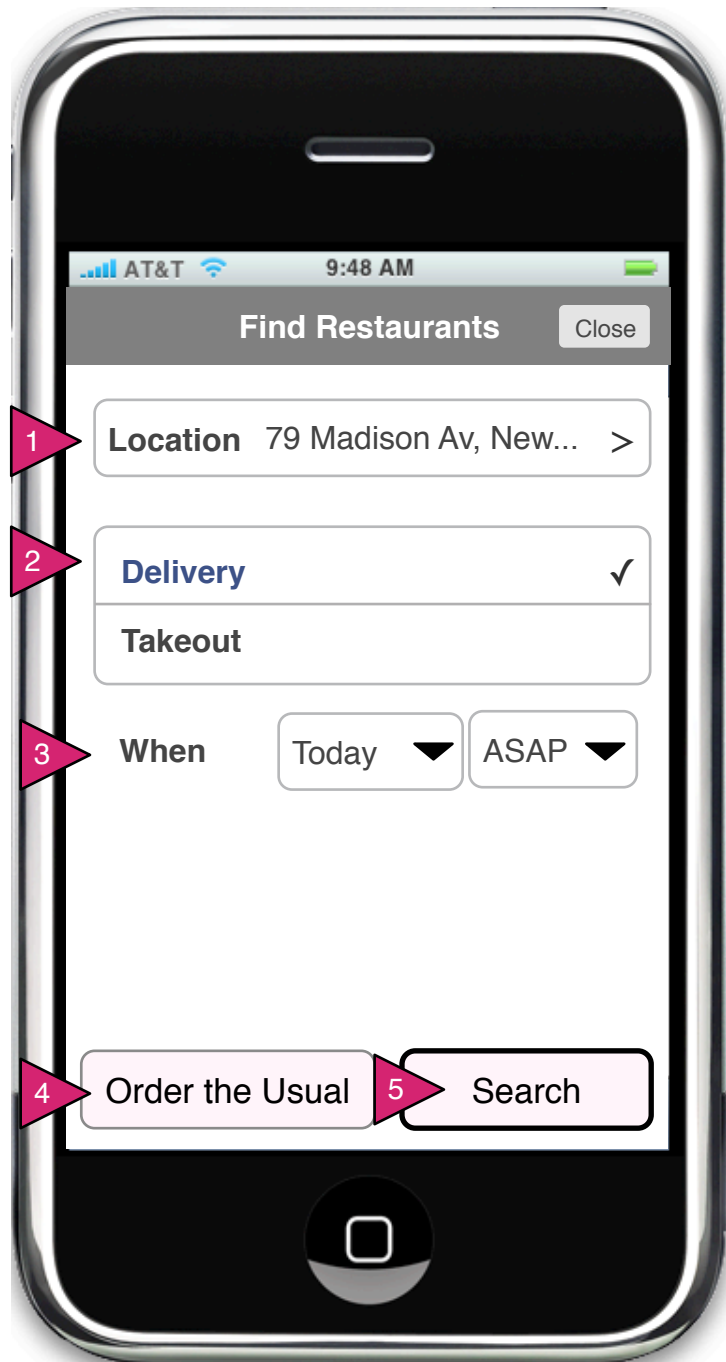
	Description	Interaction	Rules	Notes
	Screen Item	interation	any appearance rules	misc
1				
2				



X.0 QuickNav Menu

User has clicked on Menu button, top left.

	Description	Interaction	Rules	Notes
1	Quick Menu	On press, this menu opens/closes		
2	Order	On press Delivery/ Takeout flow initiated.		
3	ReOrder The Usual	On press, user is shown his order history.		
4	Group Order	On press Delivery/ Takeout flow initiated.		
5	Reserve a Table	On press, Reserve flow initiated		
6	Favorite Restaurants	On press, Favorite Restaurants		
7	My HungryBuzz	On press, user goes to My Account.	If user is not logged in, this button should read Login.	
8	Invite Friends	On press, Invite Friends flow is initiated.		
9	24/7 Support	On press, support options are shown.		



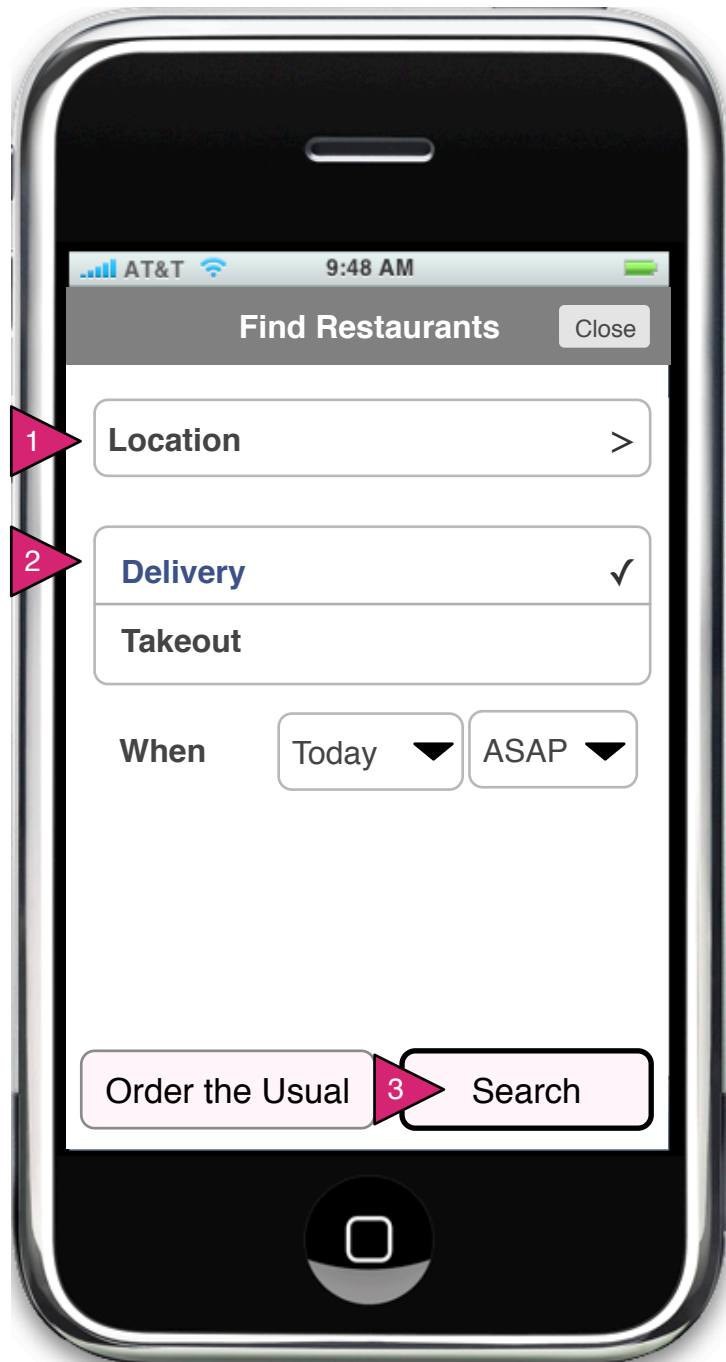
Page Context / How I Got Here / Page Notes

1.0 Restaurant Search (Order)

Page Context / How I Got Here / Page Notes

User has clicked/swiped on Order in the opening screen or by some other means to come to the Search interface for Ordering.

	Description	Interaction	Rules	Notes
	Search Interface	If user has no address on file, this interface comes up as soon as they choose "Order" on opening screen.		
1	Location	On press, user goes to 1.0.S1 Location Sheet	Default value is shown in bar.	
2	Delivery/ Takeout Switch	User clicks on Delivery or Takeout to scope search.		
3	When	On press of of each the phone's date/time selector is called, starting with "Today". Time selector must include "ASAP".		
4	Order the Usual	On press of "Order the Usual" the user is taken to their order history to re-order items.		
5	Search	On press, search is initiated with chosen parameters above.		



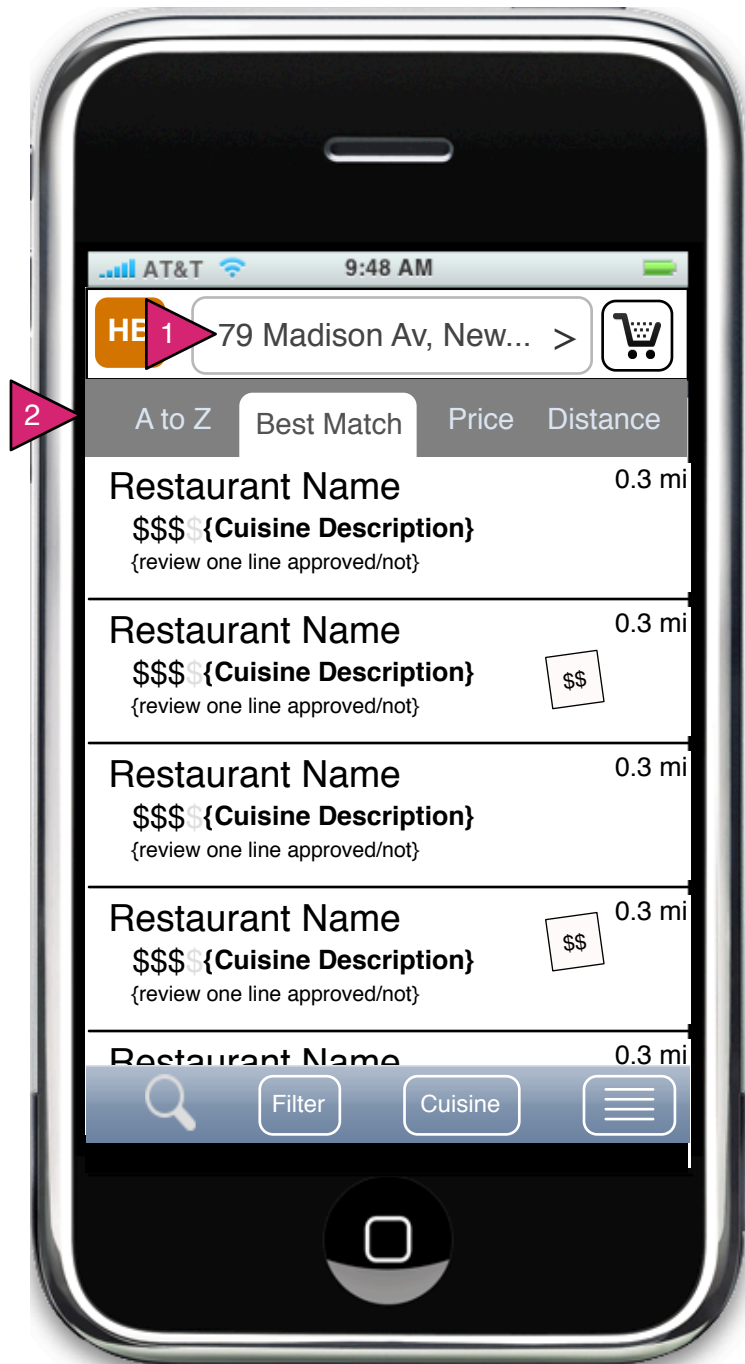
Page Context / How I Got Here / Page Notes

1.0 Restaurant Search, Blank (Order)

Page Context / How I Got Here / Page Notes

User has clicked/swiped on Order in the opening screen or by some other means to come to the Search interface for Ordering with NO saved addresses.

	Description	Interaction	Rules	Notes
1	Location	On press, user goes to 1.0.S1 Location Sheet	No default value.	
2	Delivery/ Takeout Switch	User clicks on Delivery or Takeout to scope search.	Delivery is default value.	
5	Search	On press, search is initiated with chosen parameters above.	If address is not immediately recognizable, user goes to Confirm Address.	



Page Context / How I Got Here / Page Notes

1.1.v1 Choose Restaurant (List)

Page Context / How I Got Here / Page Notes

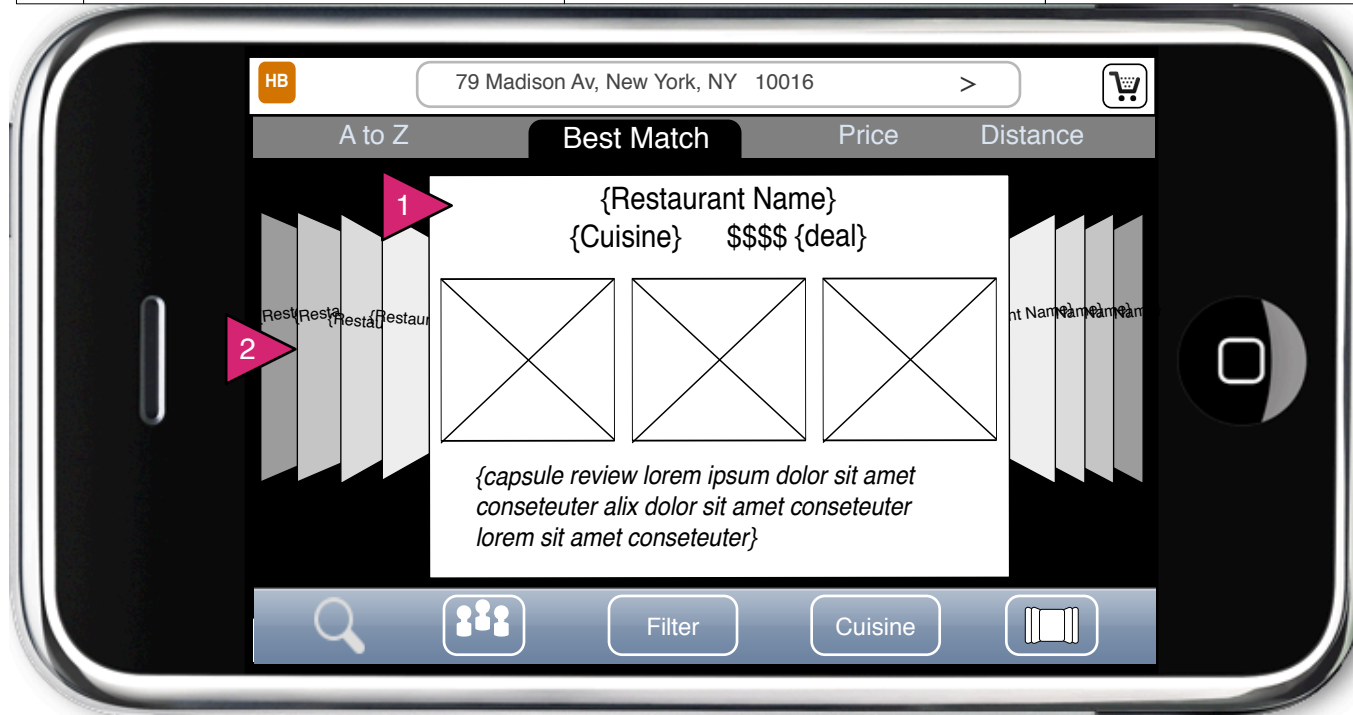
User has performed a search/filter for restaurants and obtained a list of found restaurants.

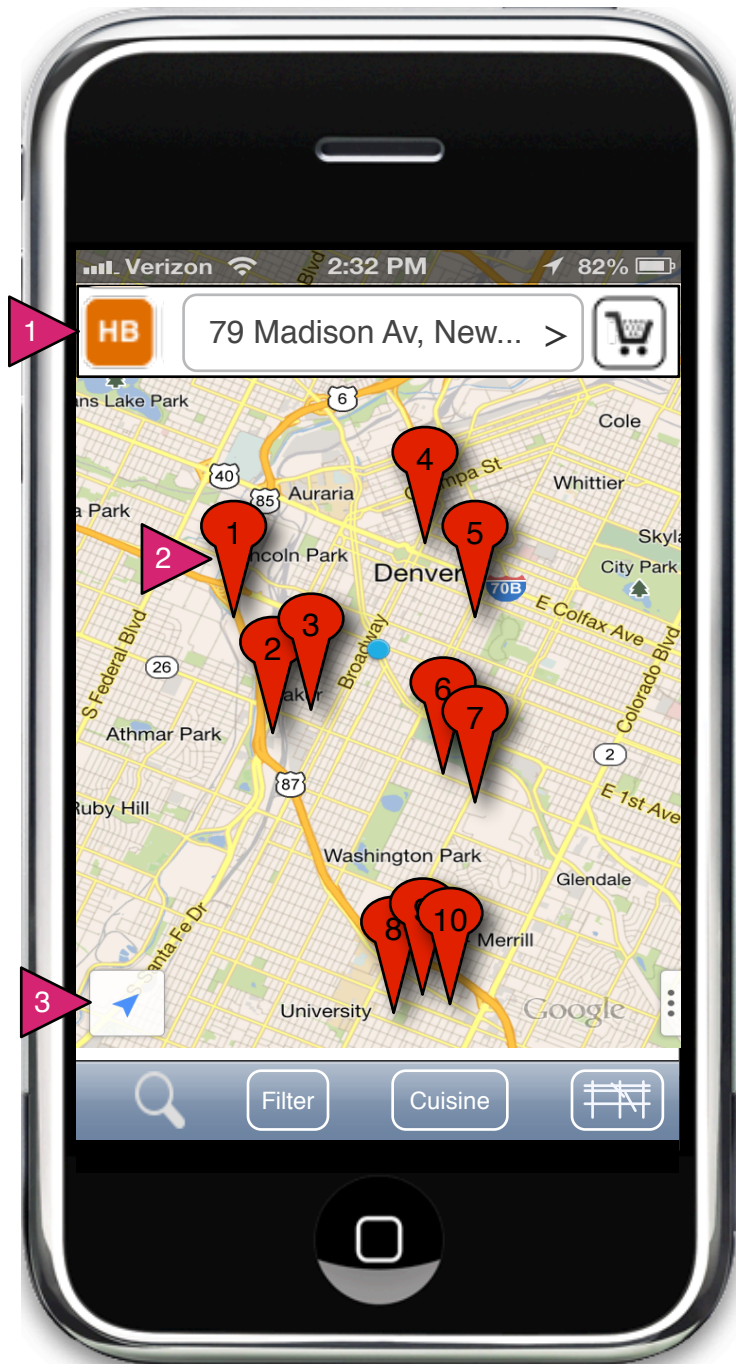
	Description	Interaction	Rules	Notes
1	Address Bar	On press, user is taken to 1.0.S1 Location Sheet	If no address is on file, user is taken immediately to Location Sheet.	Whatever last address was used is put in address bar and is used for search.
2	Sort(s)	On press, restaurant list below is sorted by the selected criteria.	Default sort order is 'Best Match' (similar to website).	
3	Restaurant Object	On press, Order user is taken to 1.1.4 Menu		
4	Deal Indicator	N/A		
5	Search	On press, user is taken to 1.0 Find Restaurants (Order)		

1.1.V2 Choose Restaurant (Explorer)

User is looking at Restaurant List and turns device horizontal.

	Description	Interaction	Rules	Notes
1	Restaurant Card	On press, user is taken to this restaurant's menu.		
2	Cover Flow	On swipe left or right, the restaurant cards 'rifle' in the direction swiped.	Faster swiping should result in faster rifling through the list.	Note sort buttons are still present. On new sort, the current main card remains the same and other cards in found set are re-arranged around that card to suit the new sort.





Page Context / How I Got Here / Page Notes

1.1.V3 Choose Restaurant (Map)

Page Context / How I Got Here / Page Notes

User has selected Map from the view menu

	Description	Interaction	Rules	Notes
1	HB Bar	HB icon and address bar are shown above Google's Map.		
2	Restaurant Location pin	On press, map centers on pin and restaurant bubble is shown.	Each restaurant that matches the current search/filter parameters is represented by a standard Google location pin.	
3	Google Tools	Varies	Google tools that assist in finding restaurants are still available. Those that would confuse the user are removed.	



Page Context / How I Got Here / Page Notes

1.1.V3.1 Restaurant Bubble

Page Context / How I Got Here / Page Notes

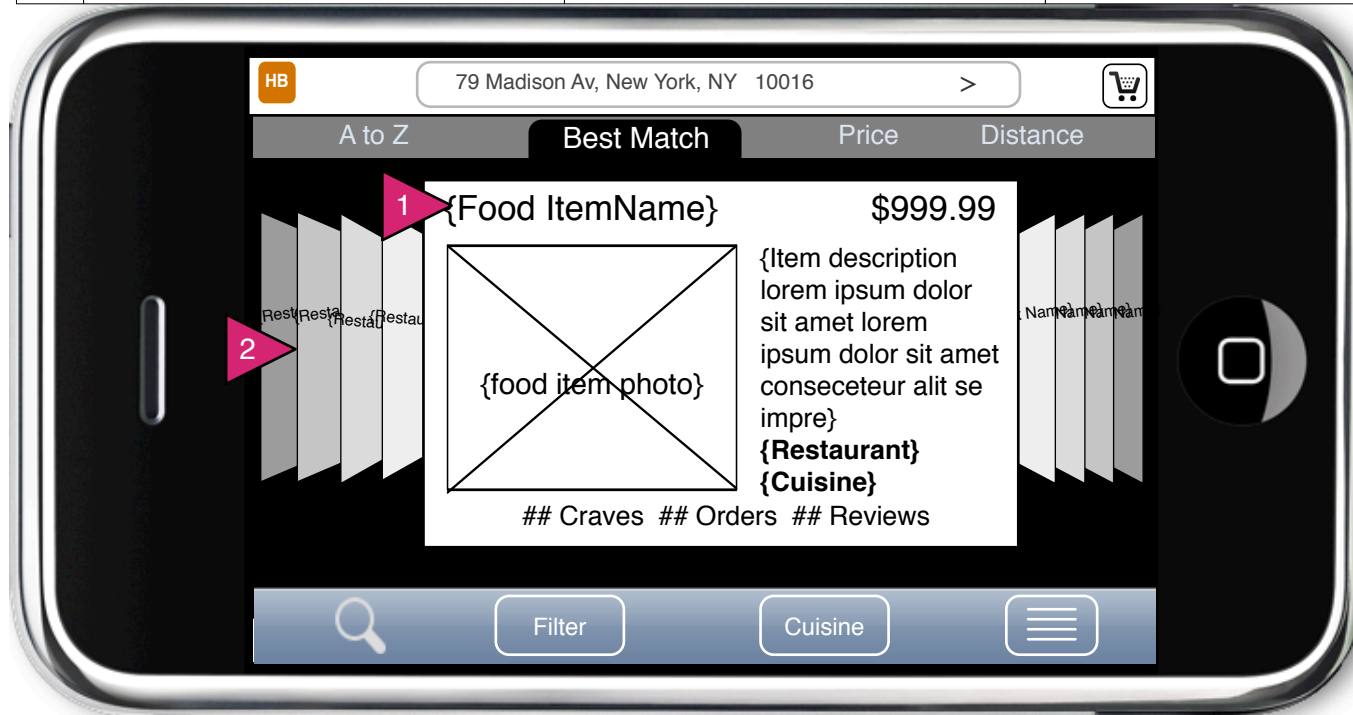
User has selected Map from the view menu

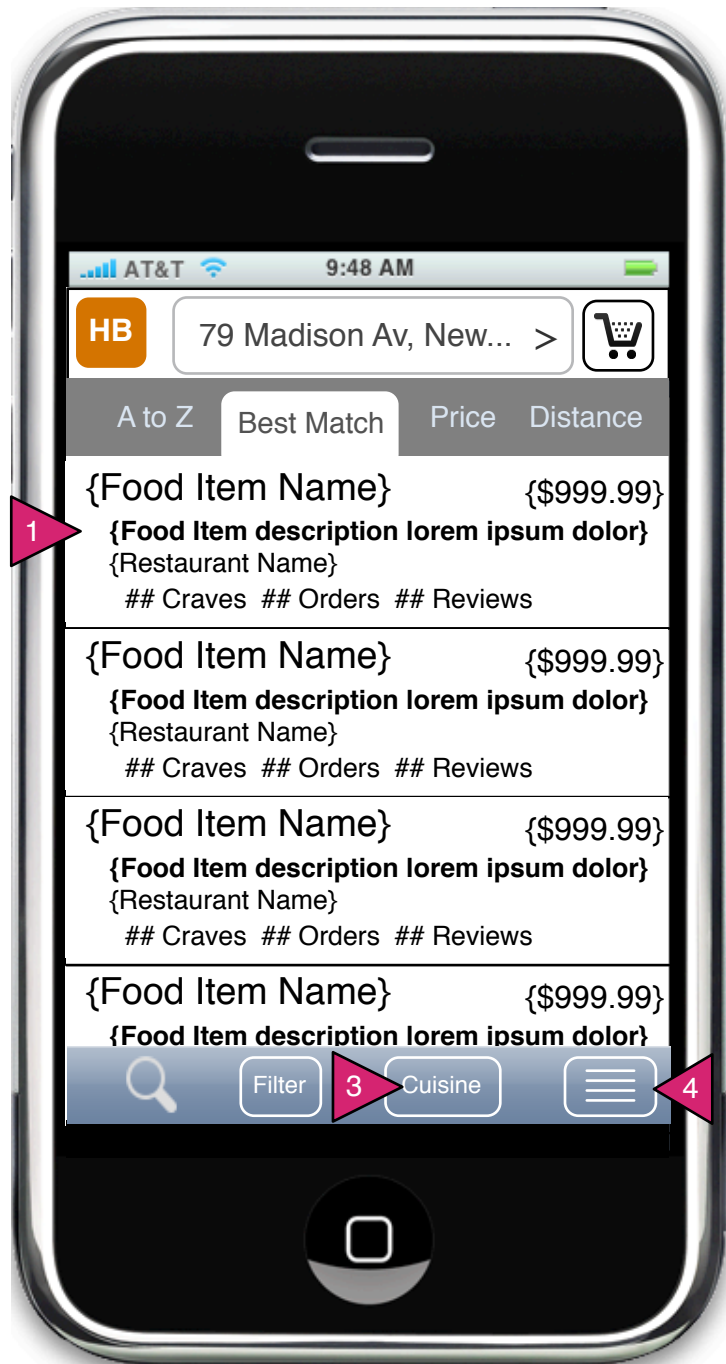
	Description	Interaction	Rules	Notes
1	HB Bar	HB icon and address bar are shown above Google's Map.		
2	Close X	On press, bubble is removed.		
3	Restaurant bubble	On press, if Ordering, user goes to menu. If user is Reserving, on press, goes to Restaurant page.		
4	Next/Previous	On press, user goes to next/previous restaurant in the same order as if in List View.		
5	Outside of bubble	On press, bubble is removed.		

1.1.v4 Food Item Search (Explorer)

User has searched for a food item and by default the result is a Explorer interface (although the user can still choose List)

	Description	Interaction	Rules	Notes
1	Restaurant Card	On press, user is taken to the referenced restaurant's menu.		
2	Cover Flow	On swipe left or right, the restaurant cards 'rifle' in the direction swiped.	Faster swiping should result in faster rifling through the list.	Note sort buttons are still present. On new sort, the current main card remains the same and other cards in found set are re-arranged around that card to suit the new sort.





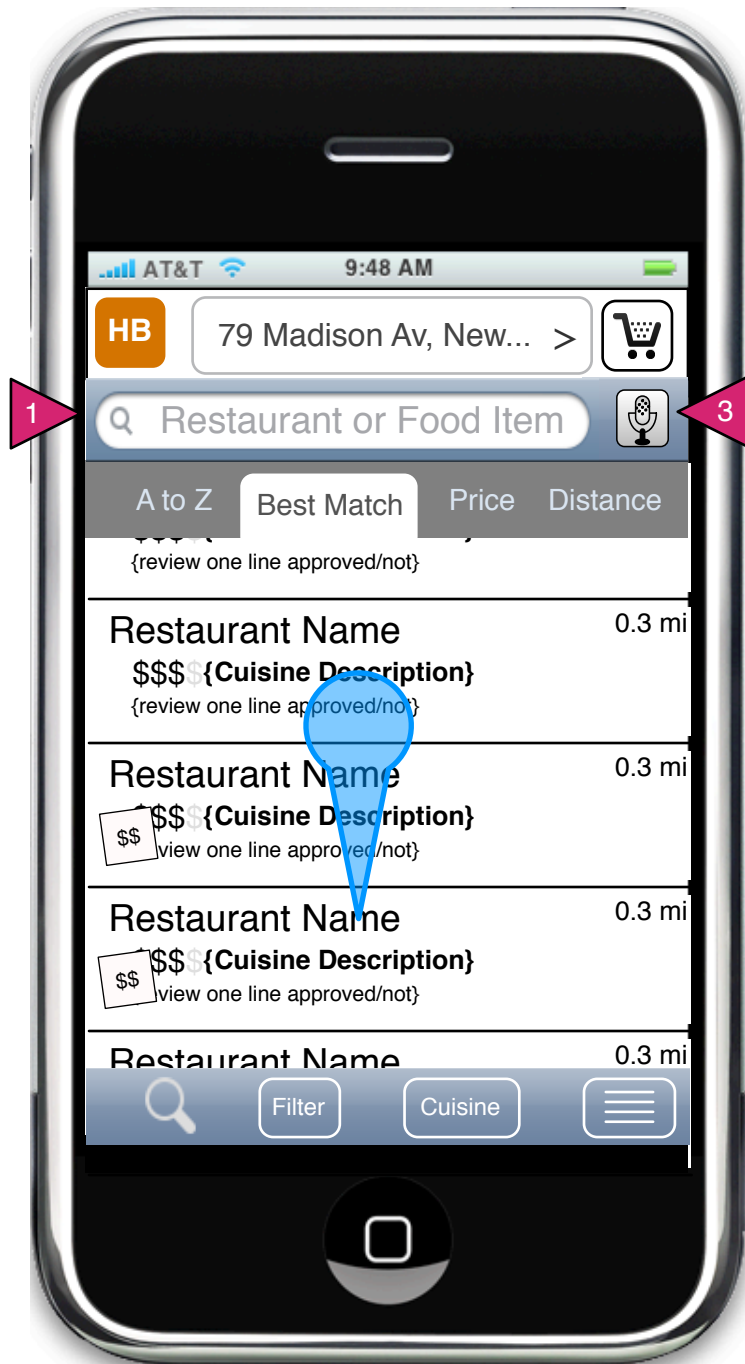
Page Context / How I Got Here / Page Notes

1.1.v5 Food Item Search (List)

Page Context / How I Got Here / Page Notes

User has performed a food item search.

	Description	Interaction	Rules	Notes
1	Food Item Match	In place of restaurant info, the Food Item info.		
2	Cuisine Button	On press, the Cuisine Sheet is shown. It will also reiterate user's search term (if any) in the food item search.		
3	View Button	On press, the View Sheet is shown.		



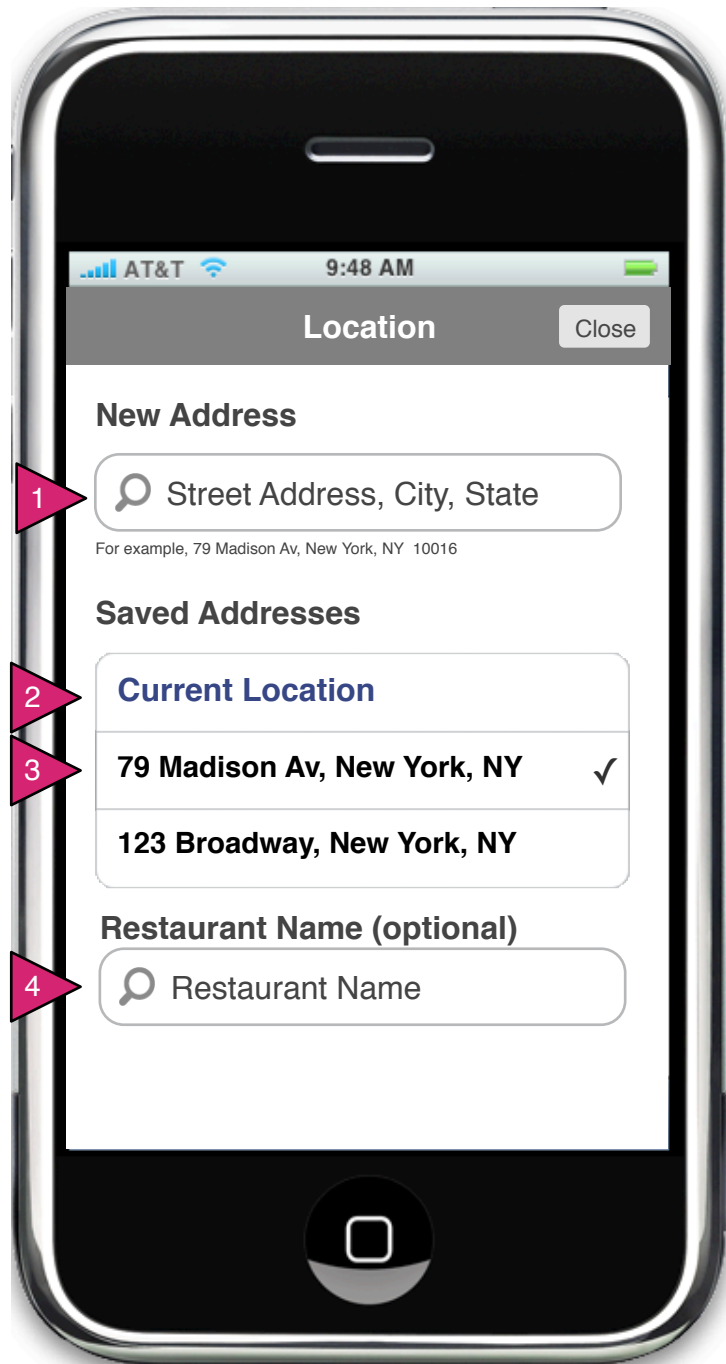
Page Context / How I Got Here / Page Notes

1.1 Pull Down Search (List)

Page Context / How I Got Here / Page Notes

User has dragged downwards on the restaurant list revealing the search option which will filter the restaurant list.

	Description	Interaction	Rules	Notes
1	Search Field	On user focus the standard keyboard comes up and "Search" text is deleted. Search is initiated by Search button on keyboard.		
2	Blue Gesture Indicator	This shows the gesture the user performs to see this search interface. In this case a drag downward (circle represents click point.)		Note these searches are also available in the Location and Cuisines Sheets respectively.
3	Voice Search	On press, app uses voice input as search in the list below.		



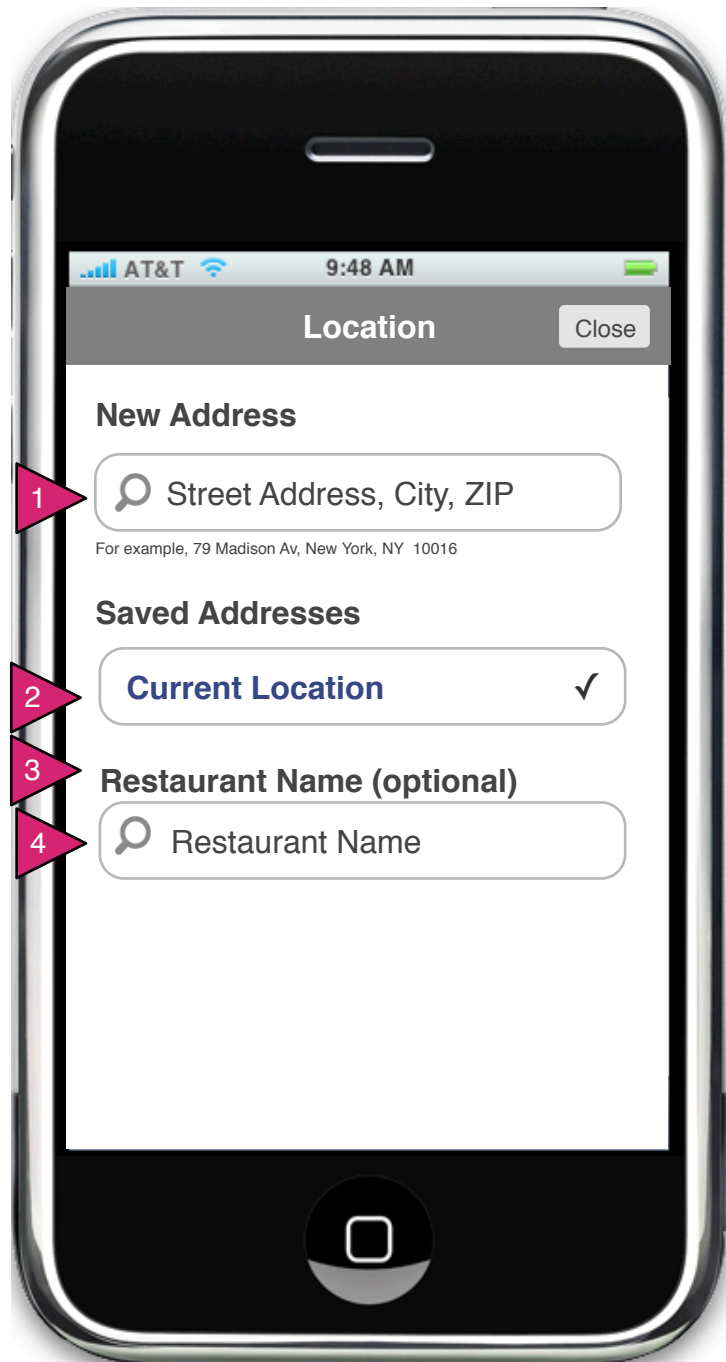
Page Context / How I Got Here / Page Notes

1.1.S1 Location Sheet

Page Context / How I Got Here / Page Notes

User has clicked on Location in the Order Search Screen.

	Description	Interaction	Rules	Notes
1	Address Search	On focus, text is removed and type-ahead menu is initiated (see next screen).		
2	Current Location	Current Location is handled as a Saved Address for performing searches. If Delivery, Address will be confirmed on order.		
3	Saved Addresses	Any address used by user is saved. Whichever was last used is used as default for search.		
4	Restaurant Name	On focus, text is removed and typeahead menu is initiated (if possible).		



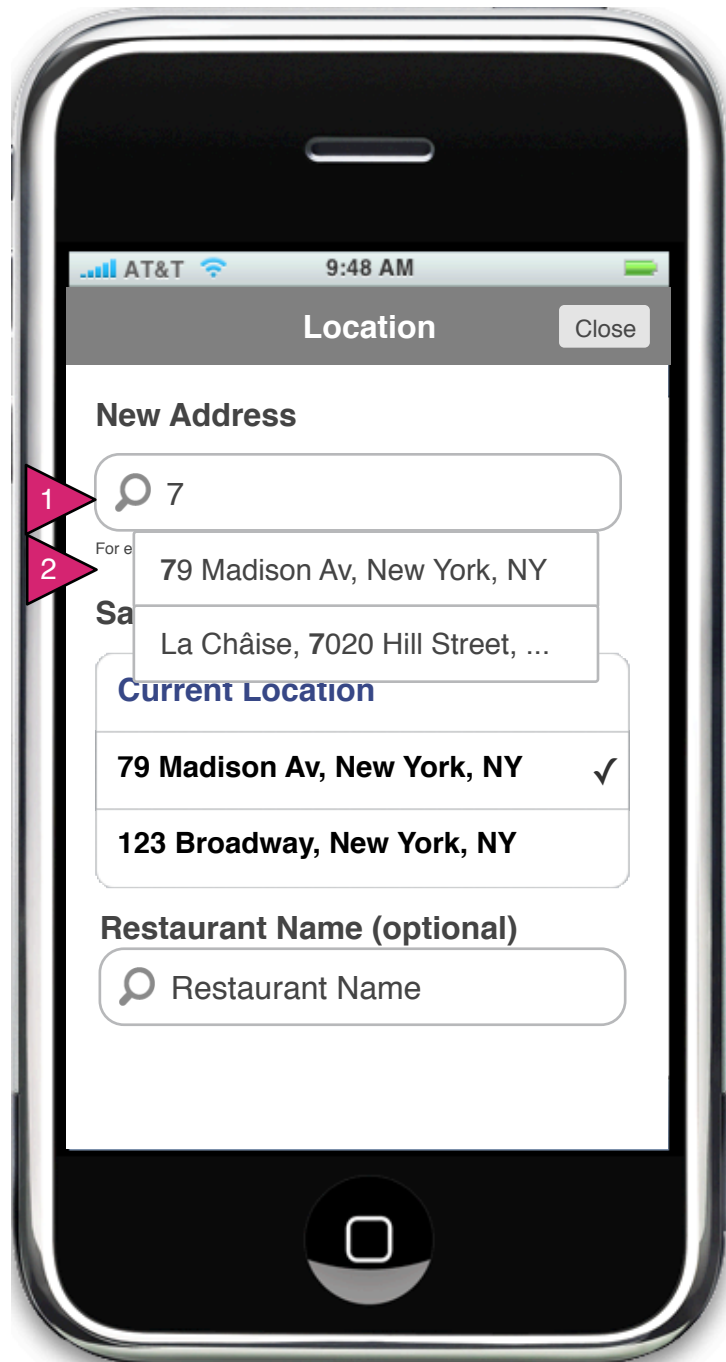
Page Context / How I Got Here / Page Notes

1.1.S1 Location Sheet (Empty)

Page Context / How I Got Here / Page Notes

User has clicked on Location in the Order Search Screen, refused Location Services and has no address on file.

	Description	Interaction	Rules	Notes
1	Address Search	On focus, text is removed and type-ahead menu is initiated (see next screen).		
2	Current Location	On press, user goes to Restaurant List with Current Location as address.	Current Location is handled as a Saved Address for performing searches.	If Delivery, Address will be confirmed on order.
3	Saved Addresses	Any address used by user is saved. Whichever was last used is used as default for search.		
4	Restaurant Name	On focus, text is removed and typeahead menu is initiated (if possible).		



Page Context / How I Got Here / Page Notes

1.1.S1 Location Sheet (New Address)

Page Context / How I Got Here / Page Notes

User has clicked on Location in the Order Search Screen.

	Description	Interaction	Rules	Notes
1	Type ahead shortcuts	As the user types an address, their saved addresses and addresses of their favorite restaurants should be shown.		
2	Addresses	Addresses are clickable and on click, the address is used for search.		Text that matches what is in search box should be in bold.



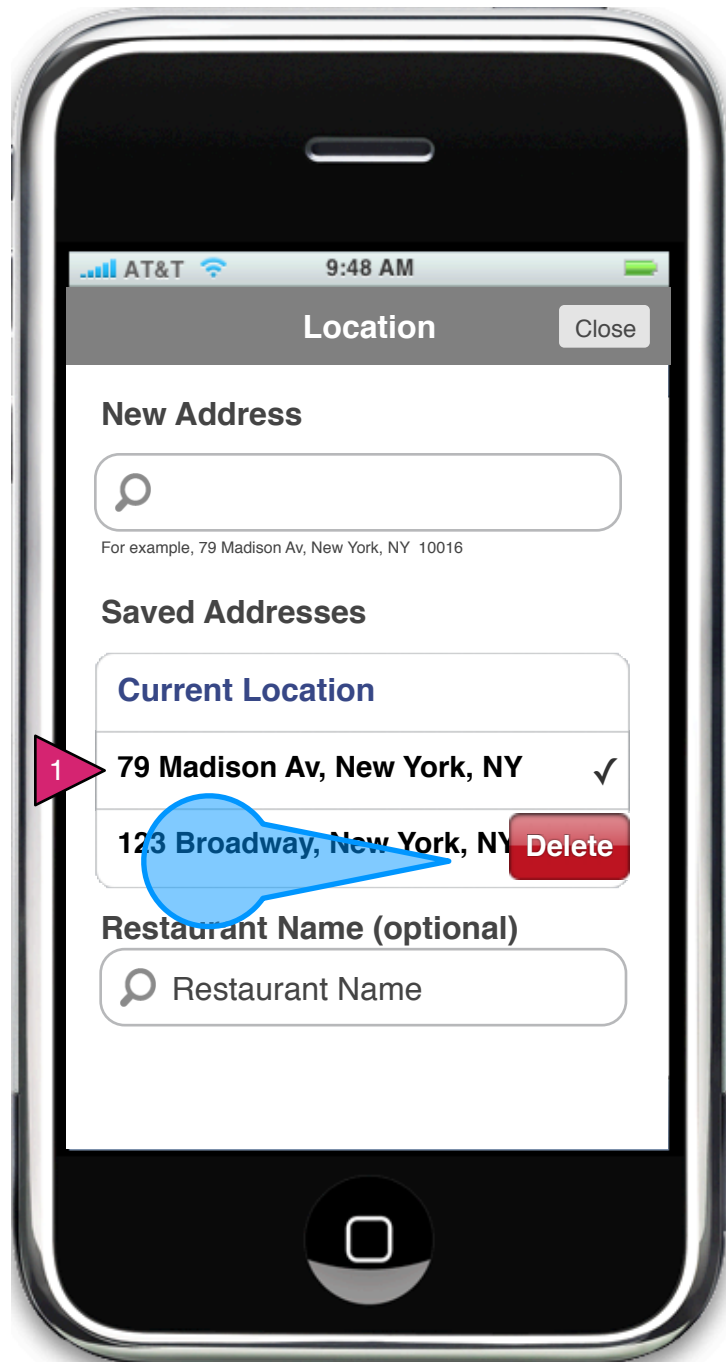
Page Context / How I Got Here / Page Notes

1.1.S1.1 Confirm Address

Page Context / How I Got Here / Page Notes

User has clicked on Location in the Order Search Screen.

	Description	Interaction	Rules	Notes
1	Close button	On press, sheet is dismissed, no action taken on user entered address.		
2	Addresses	On press, sheet is dismissed and full address is entered in search box		



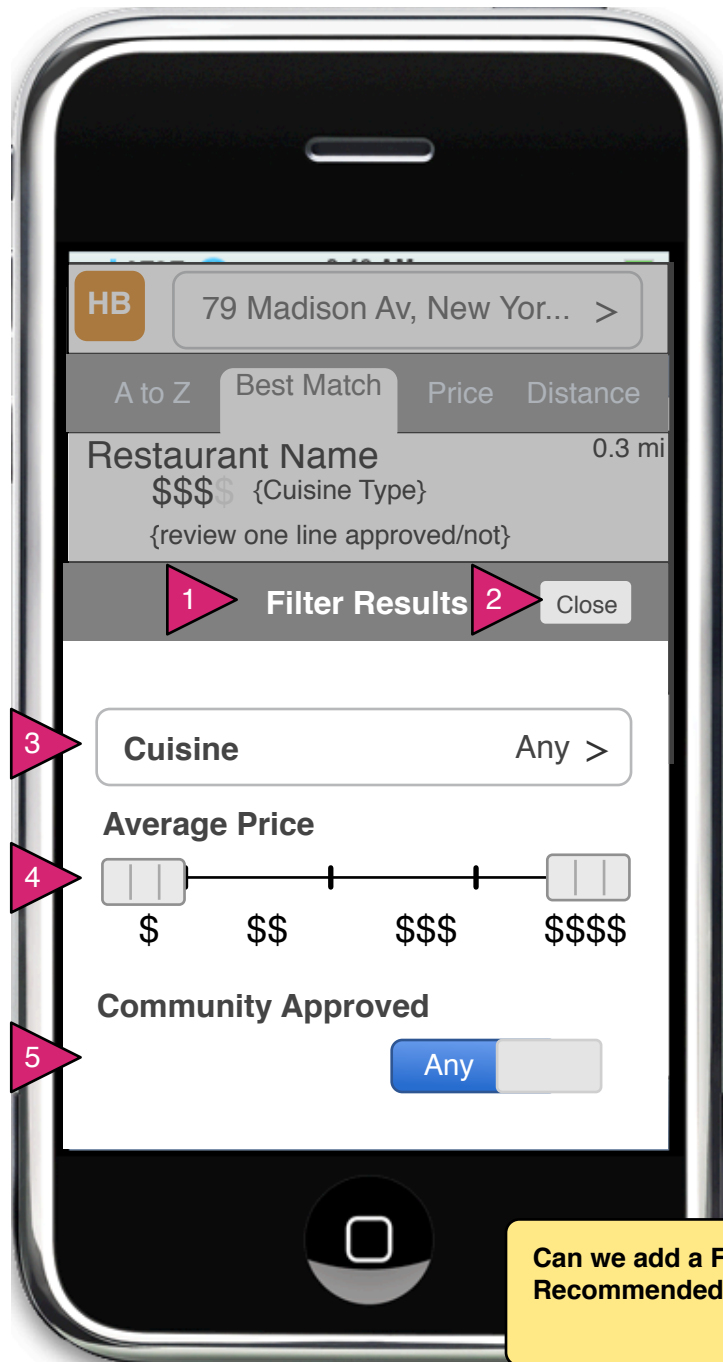
Page Context / How I Got Here / Page Notes

1.1.S1 Location Sheet (Edit)

Page Context / How I Got Here / Page Notes

The user wants to delete a saved address from his/her saved restaurants.

	Description	Interaction	Rules	Notes
1	Drag to edit	On drag right, delete button is inserted.	On press of delete, address is removed (no warning needed).	



Page Context / How I Got Here / Page Notes

1.1.S2 Filter Restaurants Sheet (Order)

Page Context / How I Got Here / Page Notes

User has obtained search results and wishes to filter the results. He/she has clicked on Filter in the search results page(s).

	Description	Interaction	Rules	Notes
1	Filter Results Sheet		Animates in from bottom.	
2	Close button	On press, filters are applied and sheet drops out of view, revealing newly filtered list.		
3	Cuisine	On press, Cuisine selector is shown (same filter sheet as cuisine).		
4	Price Range	On slide of min and max, range of prices is restricted in search results. If Min and Max are in same place, the single price they indicate is searched.		
5	Community Approved	Options are Any or Yes. On press, switch changes to opposite state.		



Page Context / How I Got Here / Page Notes

1.1.S3 Cuisine Filter

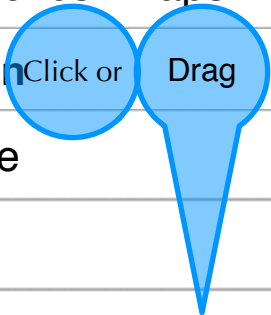
Page Context / How I Got Here / Page Notes

User has selected "Cuisines" from the filter options in the Restaurants screen.

	Description	Interaction	Rules	Notes
1	Reset Button	On press, all cuisines are selected. If on click all are selected, deselect all.		
2	Close	On press, sheet is animated down out of site and chosen cuisine filter applied.		
3	Food Item Search	On focus, text is removed and keyboard is called.	Keyboard includes Search button which initiates food item search.	
4	Category	N/A		
5	Voice	On press, voice is activated for search.		
6	Category Button	On press, Cuisine Category Sheet is viewed.		
7	See All	On press, the chosen category is expanded downward to show all entries.		

Cuisine List Explanation

+ Popular/Fast Food	
Pizza	✓
Burgers	✓
Sandwiches/Wraps	✓
+ Asian	
Chinese	✓
Thai	✓
Vietnamese	✓
+ Latin	
Mexican	✓
Cuban	✓
+ American Regional	
Californian	✓
New England	✓
Hawaiian	✓

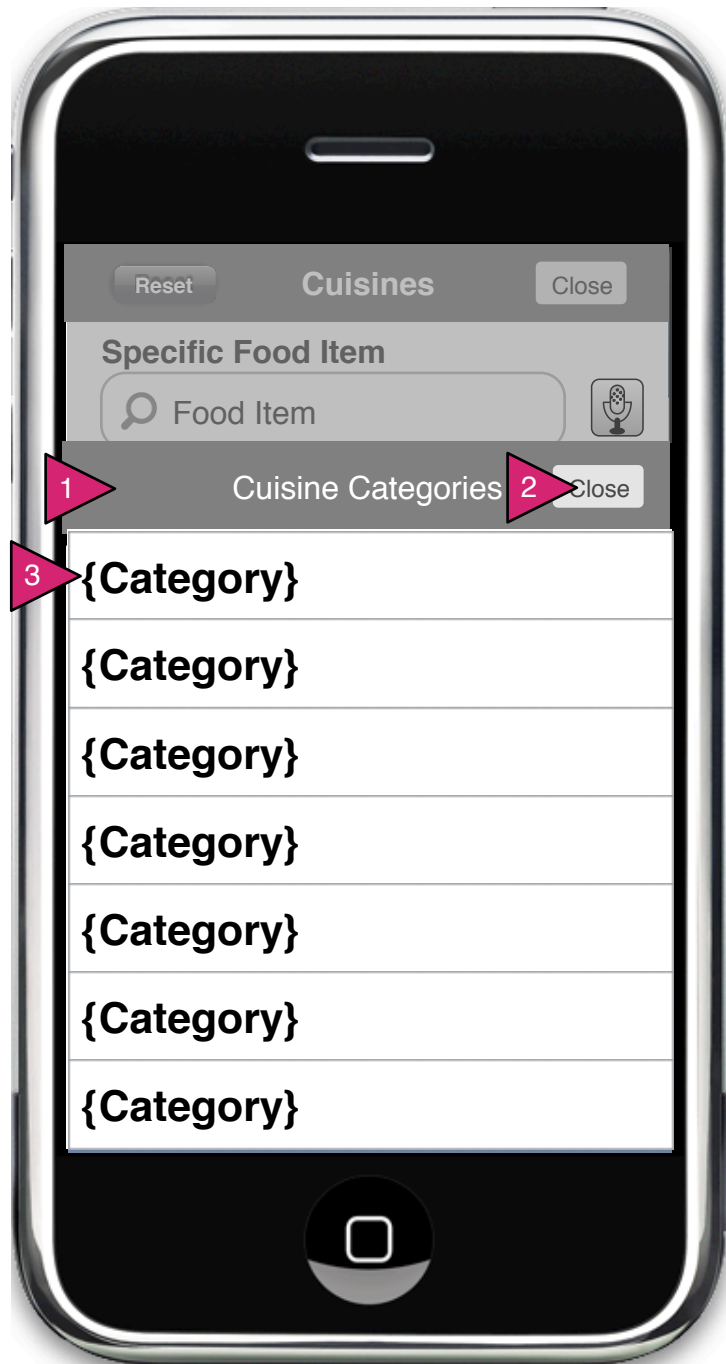


- Asian	
Cambodian	✓
Chinese	✓
Japanese	✓
Korean	✓
Mongolian	✓
Thai	✓
Vietnamese	✓
+ Latin	
Mexican	✓
Cuban	✓
+ American Regional	
Californian	✓
New England	✓
Hawaiian	✓



+ Asian	
Chinese	✓
Thai	✓
Vietnamese	✓
+ Latin	
Mexican	✓
Cuban	✓
+ American Regional	
Californian	✓
New England	✓
Hawaiian	✓

Note that as Asian is expanded, it moves to the top of the screen. If it is condensed, it remains at the top of the screen until further user action.



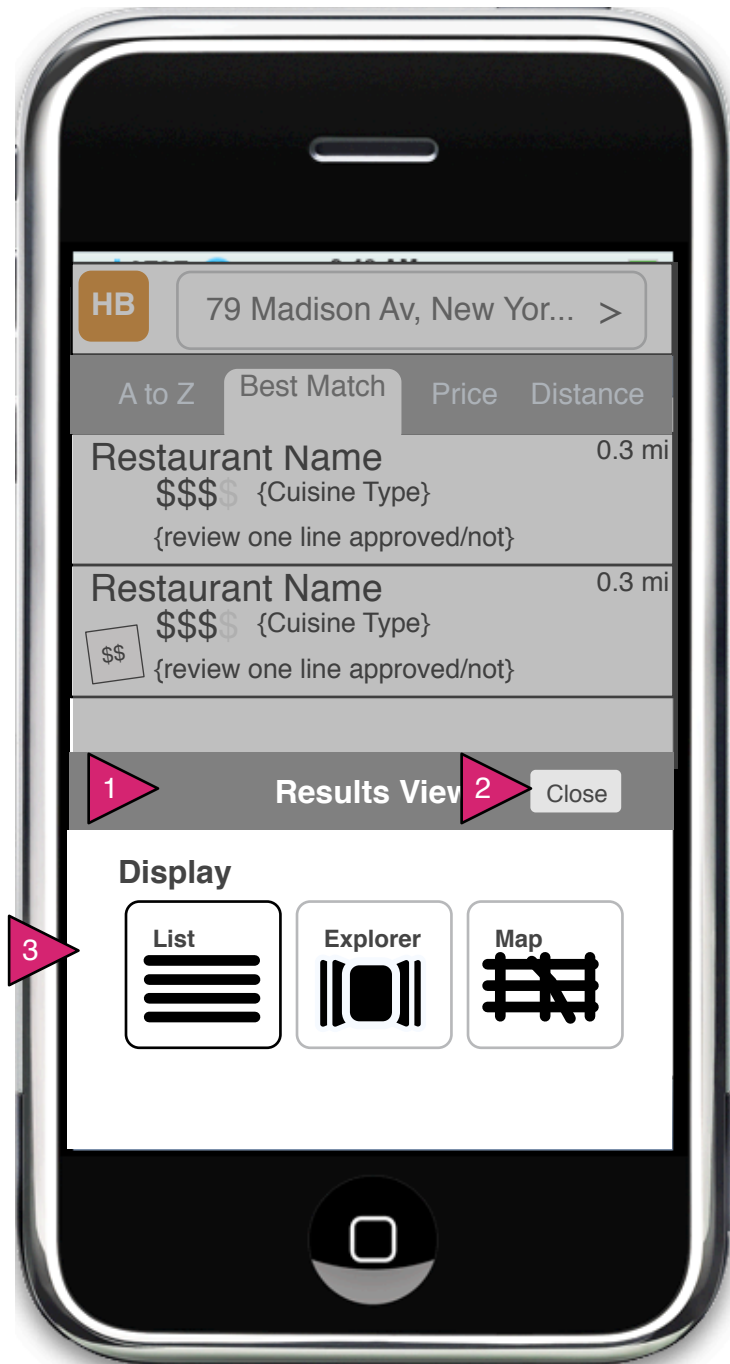
Page Context / How I Got Here / Page Notes

1.1.S4.1 Cuisine Category Sheet

Page Context / How I Got Here / Page Notes

User has tapped on the category button to the right of each category in cuisine menu.

	Description	Interaction	Rules	Notes
1	Cuisine Categories Sheet	Animates in from bottom of screen.		
2	Close button	On press, sheet animates down, out of site and user's view is unchanged on the revealed menu.		
3	Category	On press, sheet animates down, out of site and user is taken to the selected category in the revealed cuisine menu.		



Page Context / How I Got Here / Page Notes

1.0.S4 Restaurants View

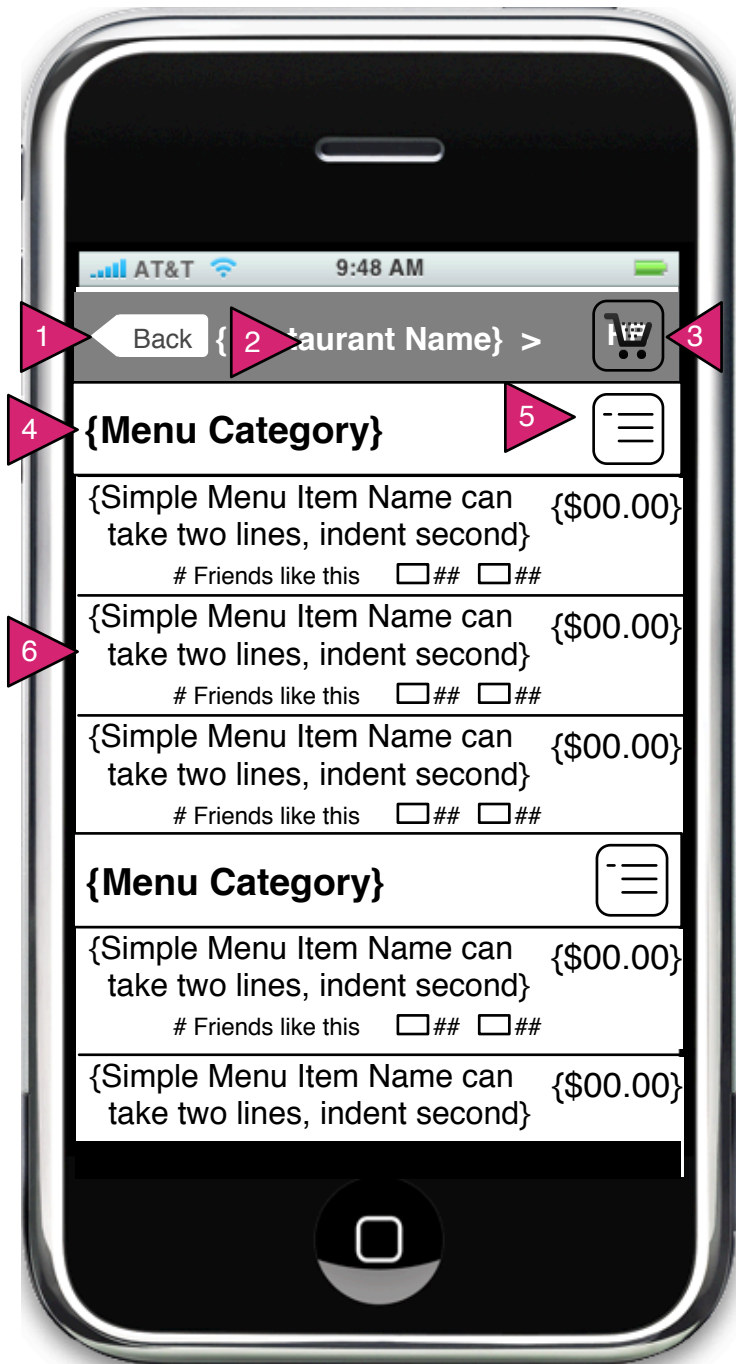
Page Context / How I Got Here / Page Notes

User has obtained search results and wishes to filter the results. He/she has clicked on Filter in the search results page(s).

	Description	Interaction	Rules	Notes
1				
2				
2				

Option 1 Shown Here

Option 2 The two main Restaurant views (List and Explorer) will switch by turning phone vertical (list) or horizontal (Explorer). Map is only available via a map button.



Page Context / How I Got Here / Page Notes

1.2 Menu

Page Context / How I Got Here / Page Notes

User has selected a restaurant and is shown the menu of that restaurant.

	Description	Interaction	Rules	Notes
1	Back	On press, user returns to their search results.		
2	Restaurant Name	On press, user is taken to the Restaurant View		
3	Cart	On press, user goes to Edit Cart		
4	Menu Category Bar	Menu Categories scroll with menu items but 'stick' to the top when their category is being displayed.		Menu can have a pull down item search like in the restaurant list.
5	Category Button	On press 1.1.3.1 Menu Category Sheet is opened.		
6	Menu Item	On press, user goes to 1.1.4 Menu Item (Order)		



Page Context / How I Got Here / Page Notes

1.2.1 Menu w/ Checkout Button

Page Context / How I Got Here / Page Notes

User has item(s) in his/her cart and can checkout.

	Description	Interaction	Rules	Notes
1	Cart button	Button is updated with a red dot alert and number corresponding to the number of items in the car. On press, user is taken to Checkout screen.		
2	Floating Checkout button	On press, user is taken to Edit Cart		Floating button does not move with scroll. It maintains position relative to phone.



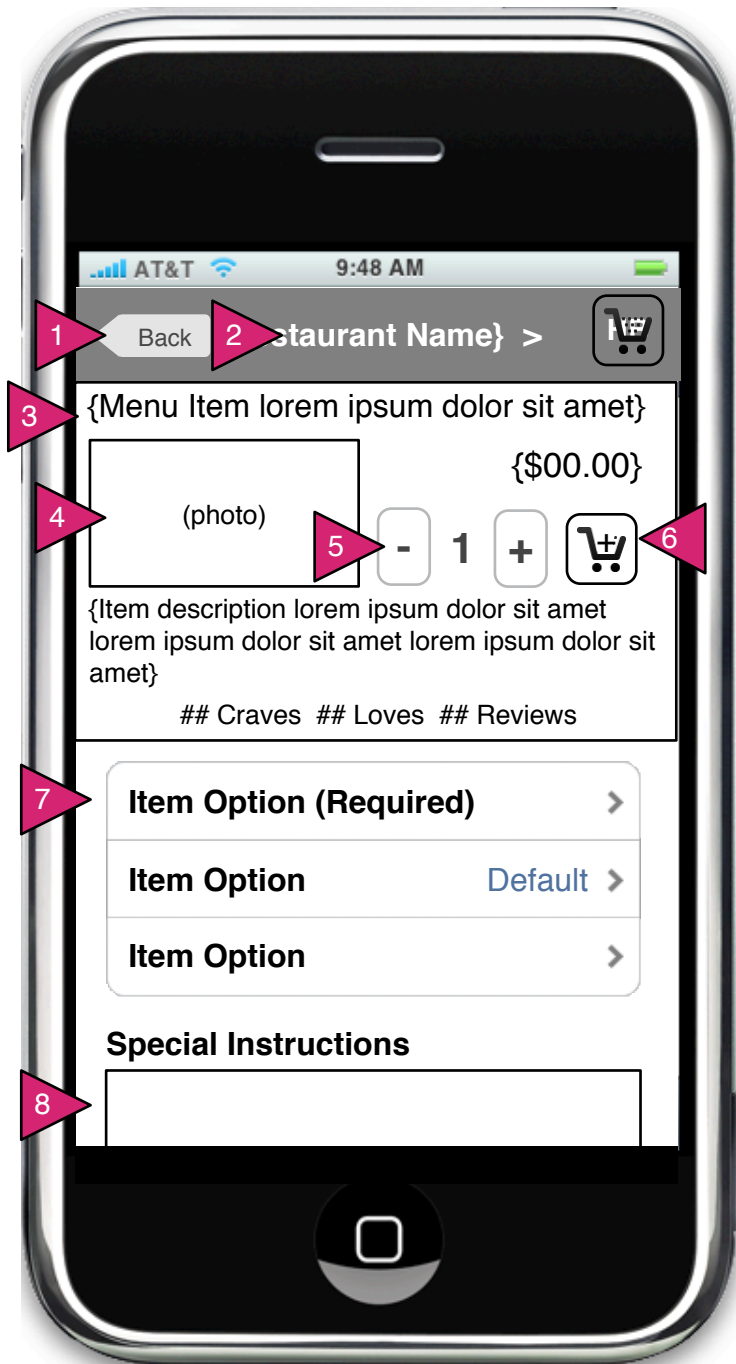
Page Context / How I Got Here / Page Notes

1.2.S1 Menu Category Sheet

Page Context / How I Got Here / Page Notes

User has tapped on the category button to the right of each category bar.

	Description	Interaction	Rules	Notes
1	Menu Categories Sheet	Animates in from bottom of screen.		
2	Close button	On press, sheet animates down, out of site and user's view is unchanged on the revealed menu.		
3	Category	On press, sheet animates down, out of site and user is taken to the selected category in the revealed menu.		



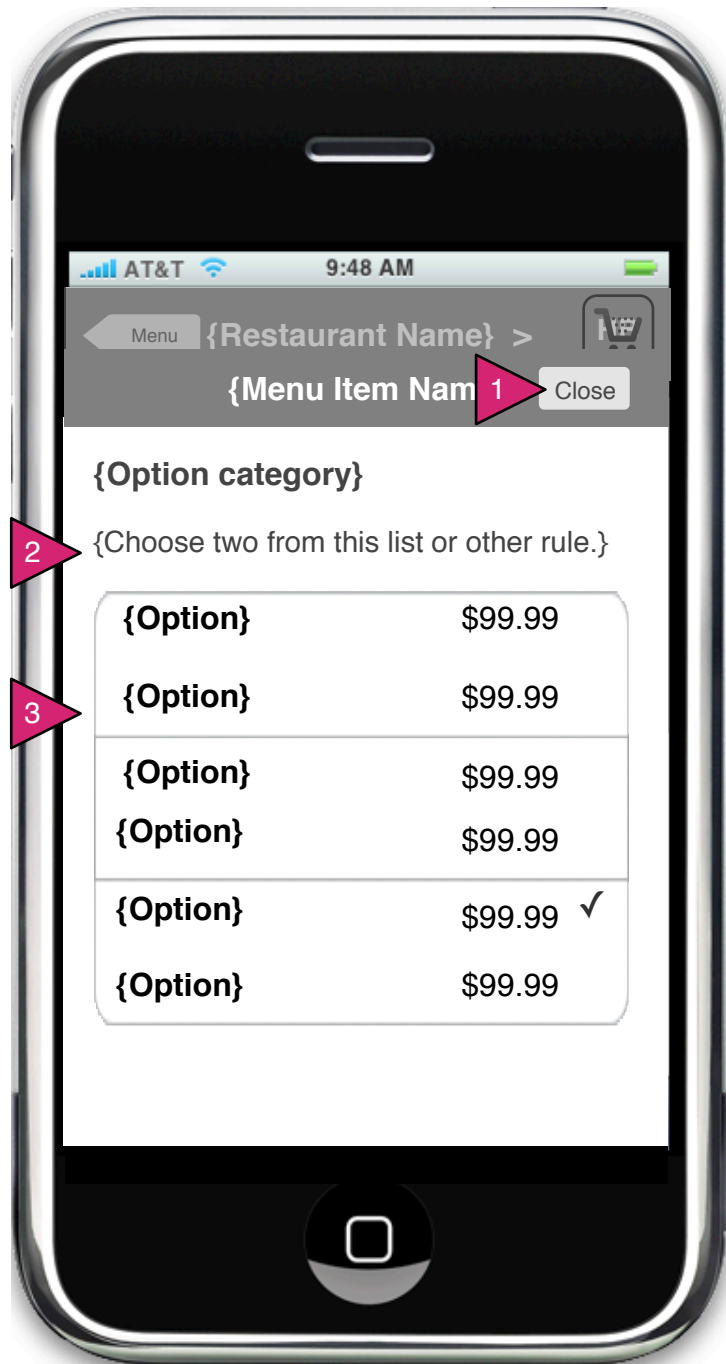
Page Context / How I Got Here / Page Notes

1.2.1 Menu Item (Order)

Page Context / How I Got Here / Page Notes

User has selected a menu item.

	Description	Interaction	Rules	Notes
1	Back button	On press, user is taken back to menu or edit cart.		
2	Restaurant Name	On press, user is taken to 1.1 Restaurant View		
3	Menu Item Name	N/A		
4	Photo	On press, photos of this menu item are shown in Gallery		
5	Add Subtract	On press of '-', the quantity is decremented. On press of '+' the quantity is incremented.		Do we want to update the price?
6	Add to Cart	On press, item in quantity specified are added to the user's cart.		
6	Menu Item Option	On press, user is taken to 1.1.3.1 Menu Item Option Sheet configured for this item.		
8	Special Instructions	On focus, keyboard is called and user is allowed to add instructions.		



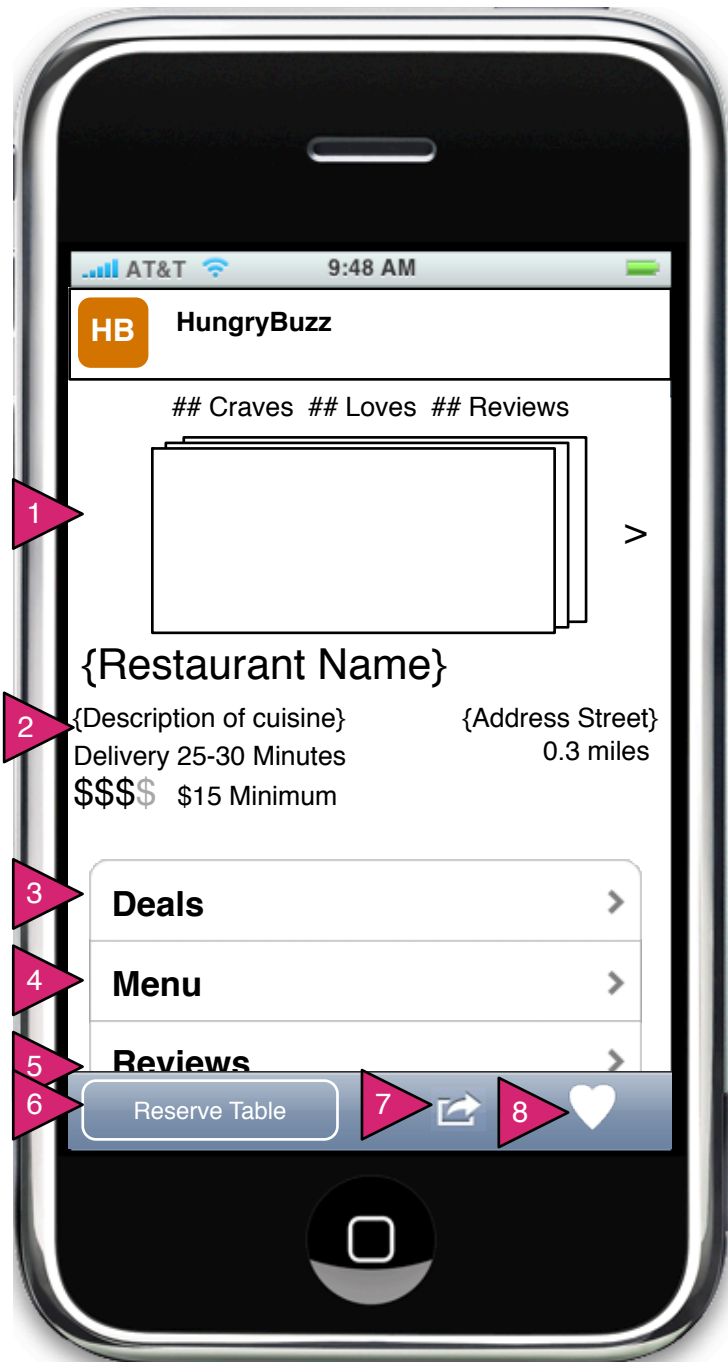
Page Context / How I Got Here / Page Notes

1.2.1.1 Menu Item Option Sheet

Page Context / How I Got Here / Page Notes

User has selected an option in their menu item.

	Description	Interaction	Rules	Notes
1	Close button	On press, sheet animates down to close.		
2	Option rule	Any option rule should be spelled out here (choose one, choose two, etc.)		
3	Options	On press, item is selected. If allowed option limit is reached, preciously selected is unselected.		



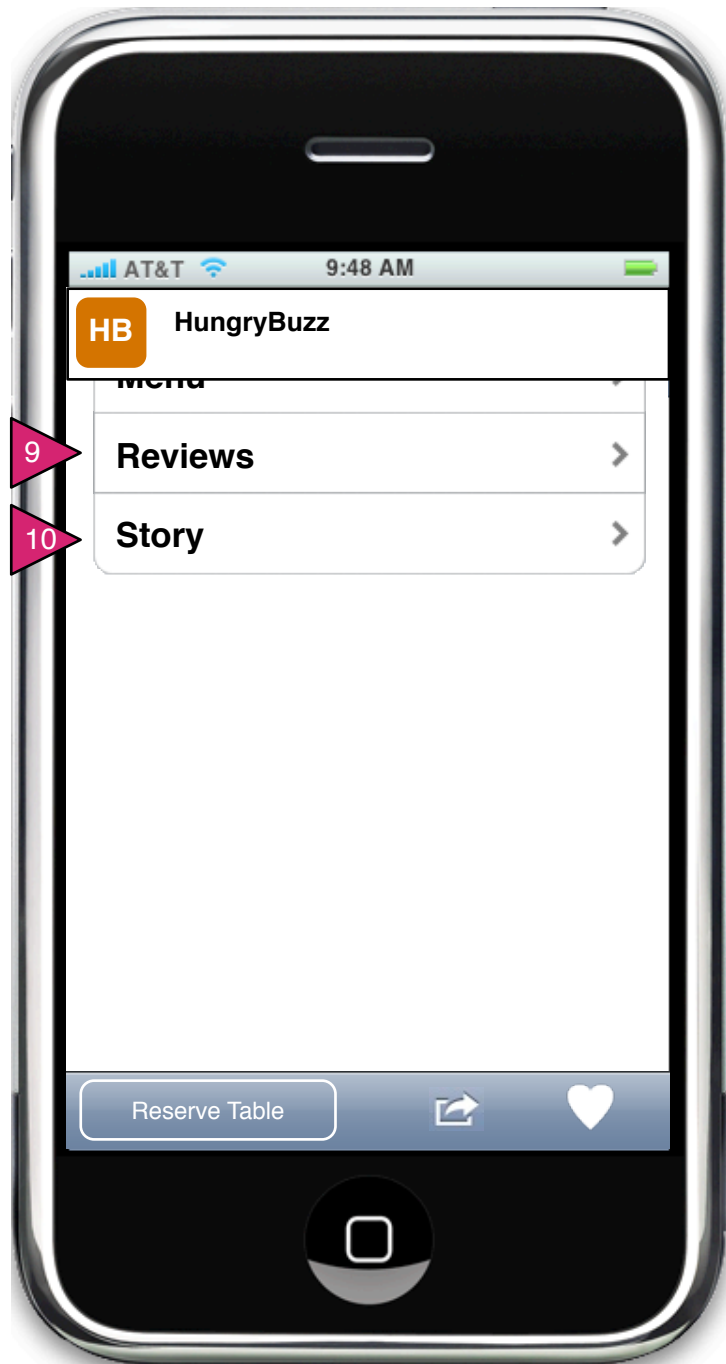
Page Context / How I Got Here / Page Notes

1.3 Restaurant View (Order)

Page Context / How I Got Here / Page Notes

User has clicked on Restaurant in Menu or via other means.

	Description	Interaction	Rules	Notes
1	Photo(s)	On press, user goes to Gallery		
2	Restaurant Information	N/A		
3	Deals	On press, user goes to Deals	If no deals are available, this button is not shown.	
4	Menu	On press, user goes to Menu		
5	Reviews	On press, user goes to Reviews		
6	Reserve a Table	On press, user begins Reserve Flow	If restaurant offers reservations, this button appears. If not, the button does not appear.	
7	Share	On press, Sharing options are shown		
8	Favorite	On press, this restaurant is added to favorite restaurants.		



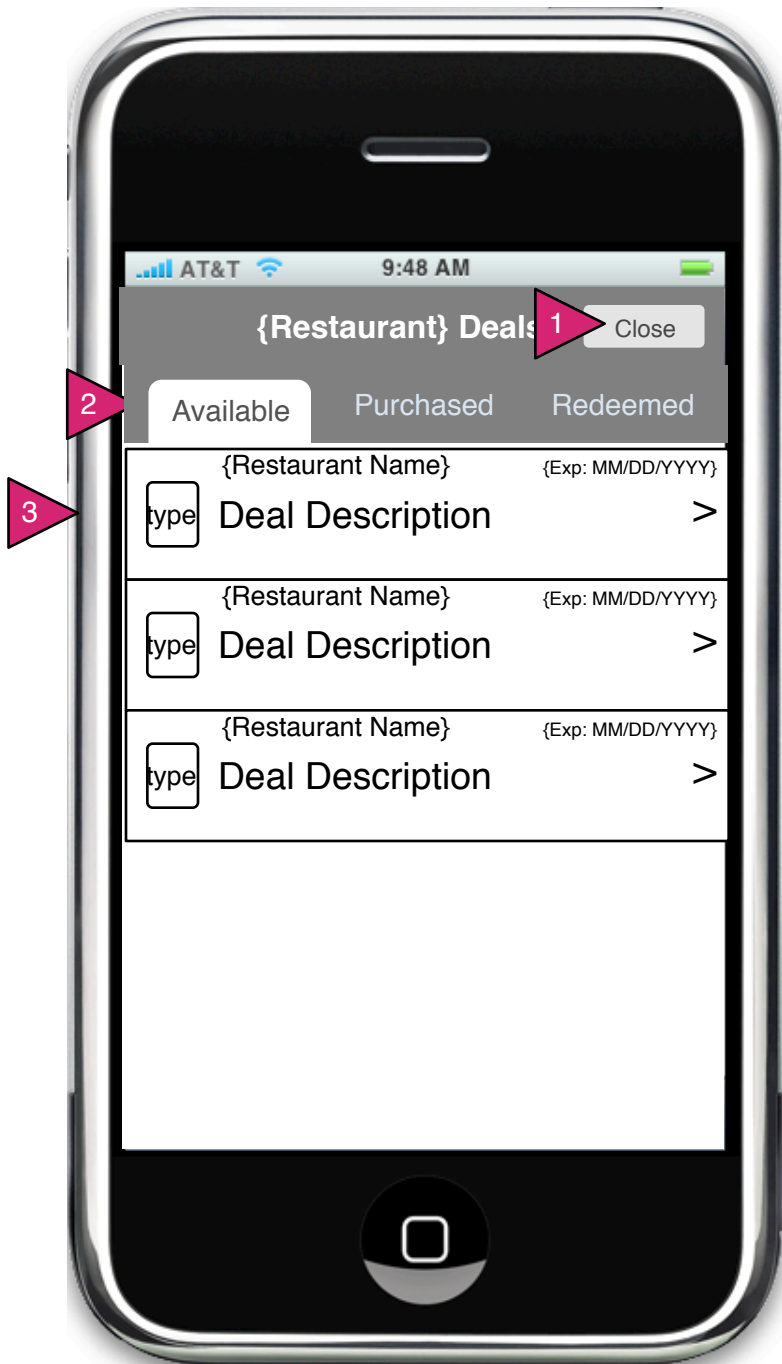
Page Context / How I Got Here / Page Notes

1.3 Restaurant View (Order, Continued)

Page Context / How I Got Here / Page Notes

User has clicked on Restaurant in Menu or via other means.

	Description	Interaction	Rules	Notes
9	Reviews	On press, user goes to Reviews		
10	Story	On press user goes to Story		



Page Context / How I Got Here / Page Notes

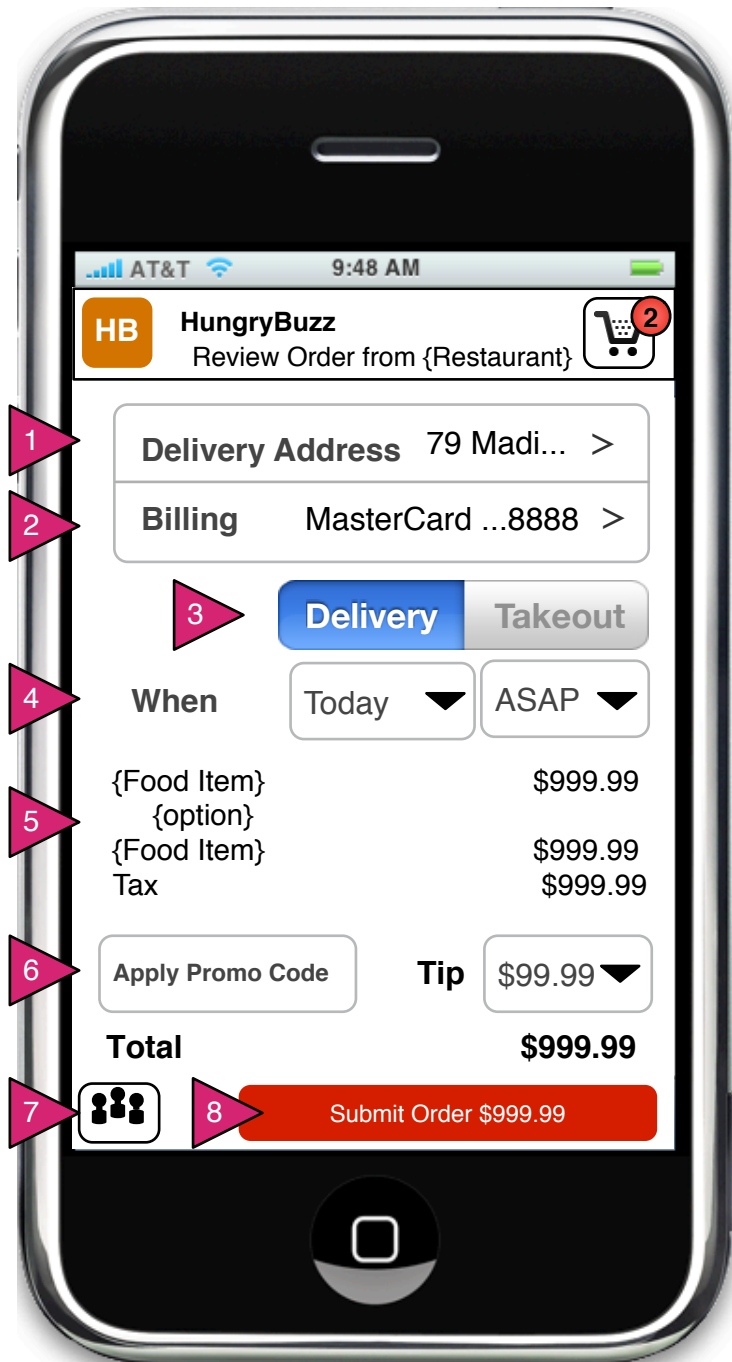
1.3.S1 Deals Sheet

Page Context / How I Got Here / Page Notes

User has clicked on Deals in the Restaurant View

	Description	Interaction	Rules	Notes
1	Close	On press, user goes to Restaurant View		
2	Available/ Purchased/ Redeemed	On press, the respective deals in each category are listed below.		
3	Deal object	On press, user goes to 6.4.1 Specific Deal		

Specific Deal page and Purchased Page Deal are the same as in the My Account section except as they sheet is closed, the user returns to Restaurant View.



Page Context / How I Got Here / Page Notes

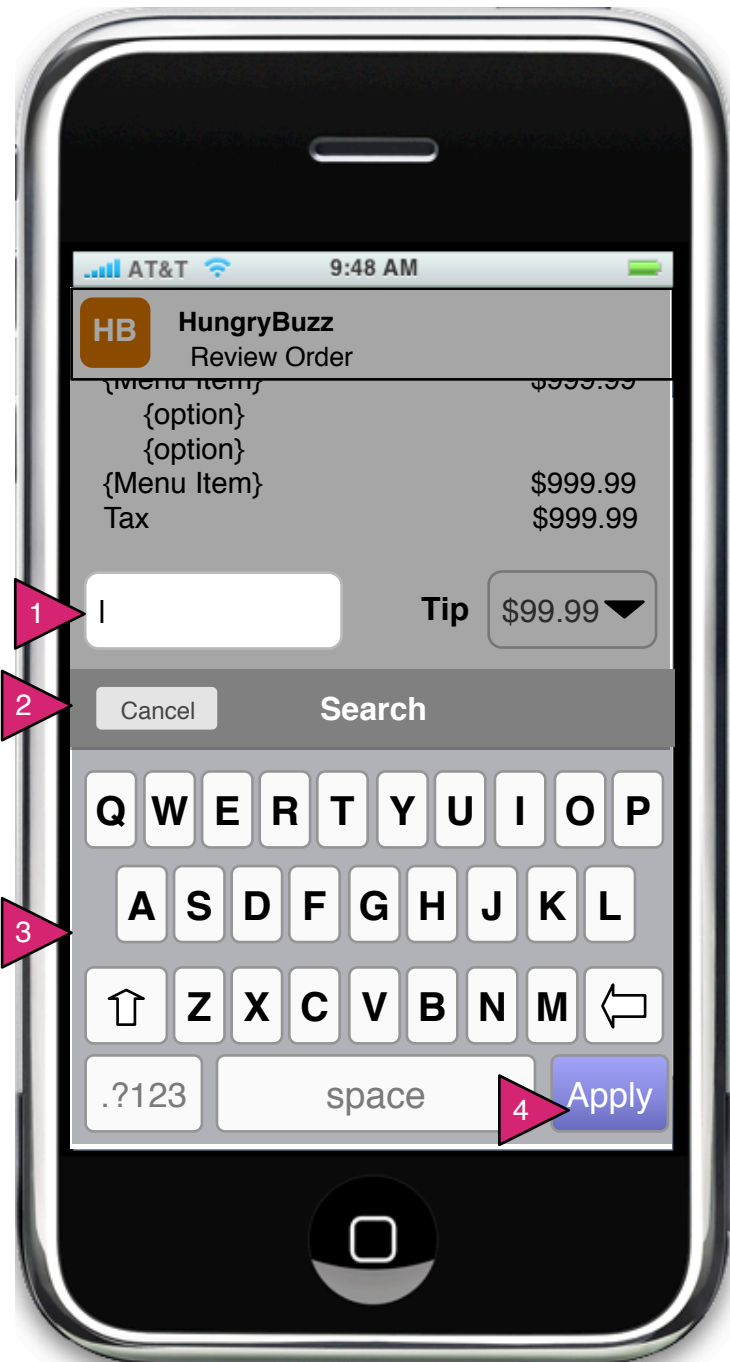
2.0 Checkout

Page Context / How I Got Here / Page Notes

User has clicked on Restaurant in Menu or via other means.

	Description	Interaction	Rules	Notes
1	Address	On press, user goes to location sheet. Full address must be result.	If delivery, this appears. If takeout, address does NOT appear.	
2	Billing	On press, user goes to Billing sheet after successfully entering password.	Billing must be in place and valid for order.	
3	Delivery/ Takeout Toggle	On press, toggle switches between values.		
4	When	On press, date or time chooser are called.		
5	Order	Reiteration of order, cost, taxes, etc. This section may scroll if order is long.		
6	Apply Promo Code	On press, Apply Promo Code is shown.	Tip menu should say "Cash" instead of \$0.	
7	Invite Friends	On press, Invite Friends is called.		
8	Submit Order	On press, page is validated, order submitted.		

On Takeout, Delivery Address becomes Billing Address and ASAP (time) becomes 30 min. from current.



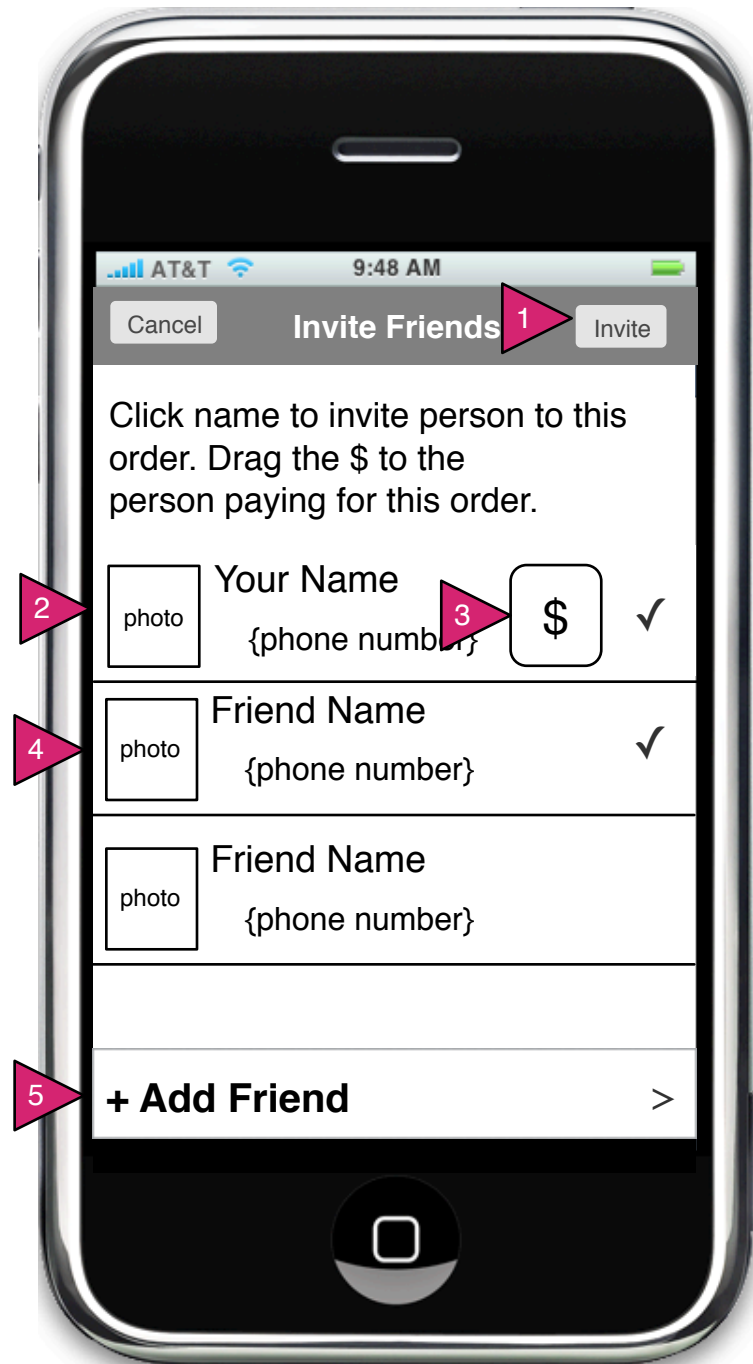
Page Context / How I Got Here / Page Notes

2.0.S1 Apply Promo Code

Page Context / How I Got Here / Page Notes

User has clicked on Restaurant in Menu or via other means.

	Description	Interaction	Rules	Notes
1	Promo field	On focus text entered is removed. Cursor sets on left.		
2	Cancel	On press, keyboard is removed and user returns to Checkout. No promo is validated, Promo field is returned to default.		
3	Keyboard	System keyboard is called and user entry placed in Promo field		
4	Apply	On press, entered code is validated.	If valid, promotion is applied. If invalid, dialog stating it is invalid is shown.	



Page Context / How I Got Here / Page Notes

2.0.S2 Invite Others to Order

Page Context / How I Got Here / Page Notes

User has indicated this is a group order.

	Description	Interaction	Rules	Notes
1	Invite button	On press, sheet is removed and invitees are notified.		
2	Your name	Organizer is by default included in the order. Checkmark indicates they are to be included.	By default the \$ Payor designation is on the Inviter.	
3	+ Payor Designator	On press, chit becomes active and can be dragged to any user.	Once Invite is sent the person who has \$ on his her name is the designated Payor.	
4	Friend name	On press, user is included in invite. Checkmark indicates they are to be invited.		
5	Add Person	On press, user goes to Add Friend		



Page Context / How I Got Here / Page Notes

2.0.S2.1 SMS Notice

Page Context / How I Got Here / Page Notes

User has invited one or more people who are not known HB users.

	Description	Interaction	Rules	Notes
1	Warning	System warning.		
2	Cancel	On press, SMS message is not sent and users are unselected from the invite.		
3	OK	On press, user goes to default SMS app with pre-written message.		



Page Context / How I Got Here / Page Notes

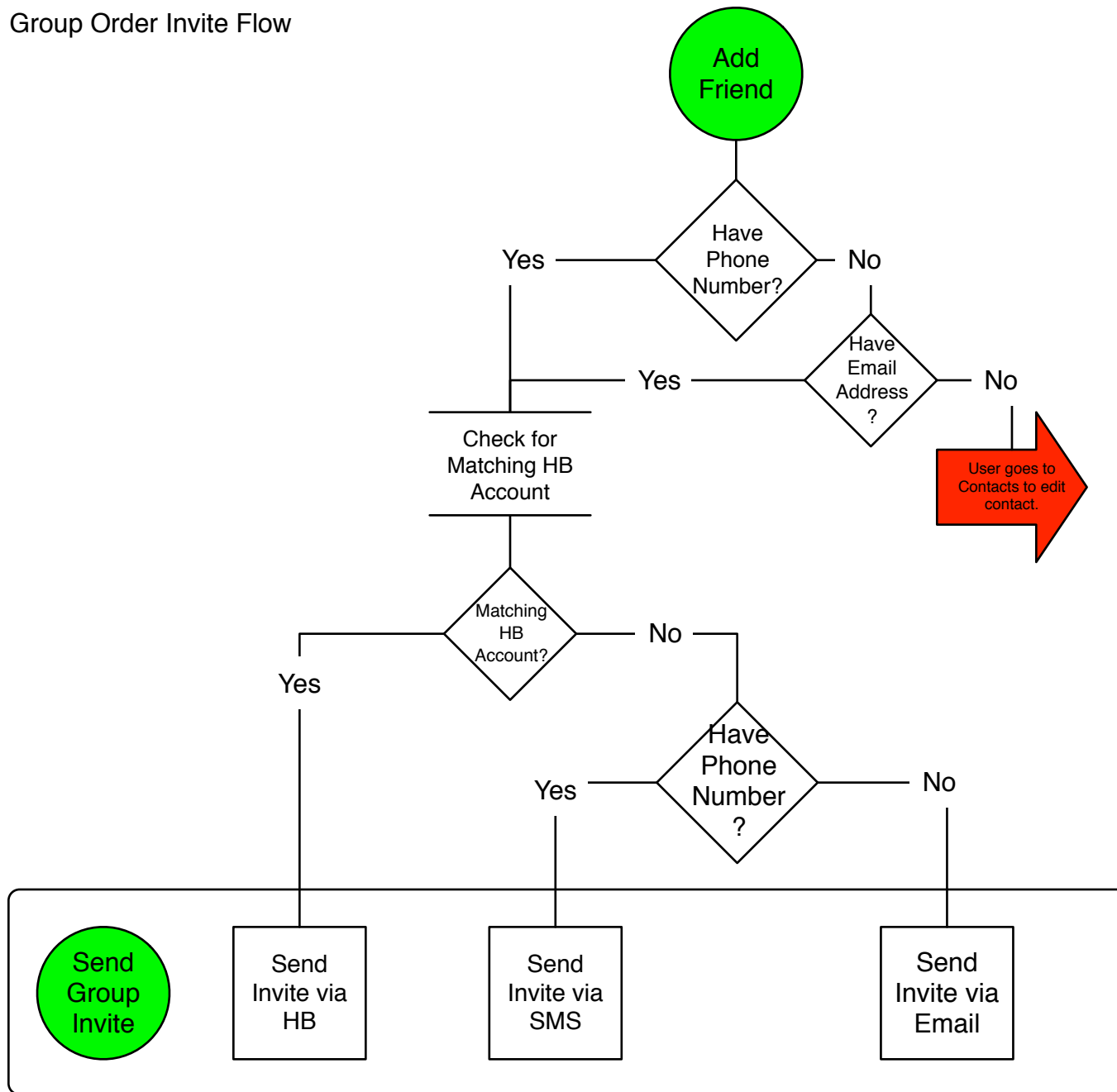
SMS Message

Page Context / How I Got Here / Page Notes

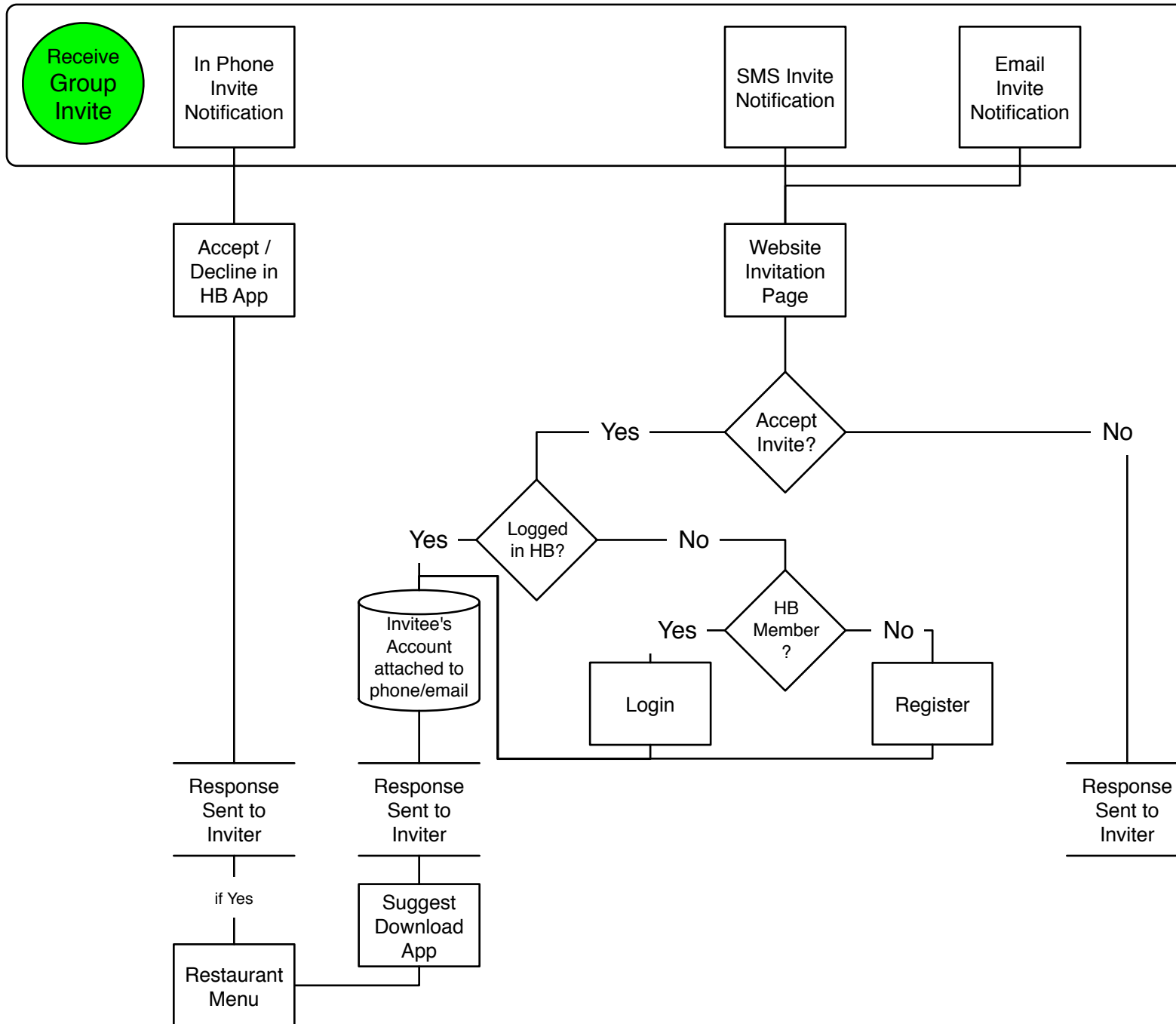
App has switched to iChat (or other chat program) to send invite.

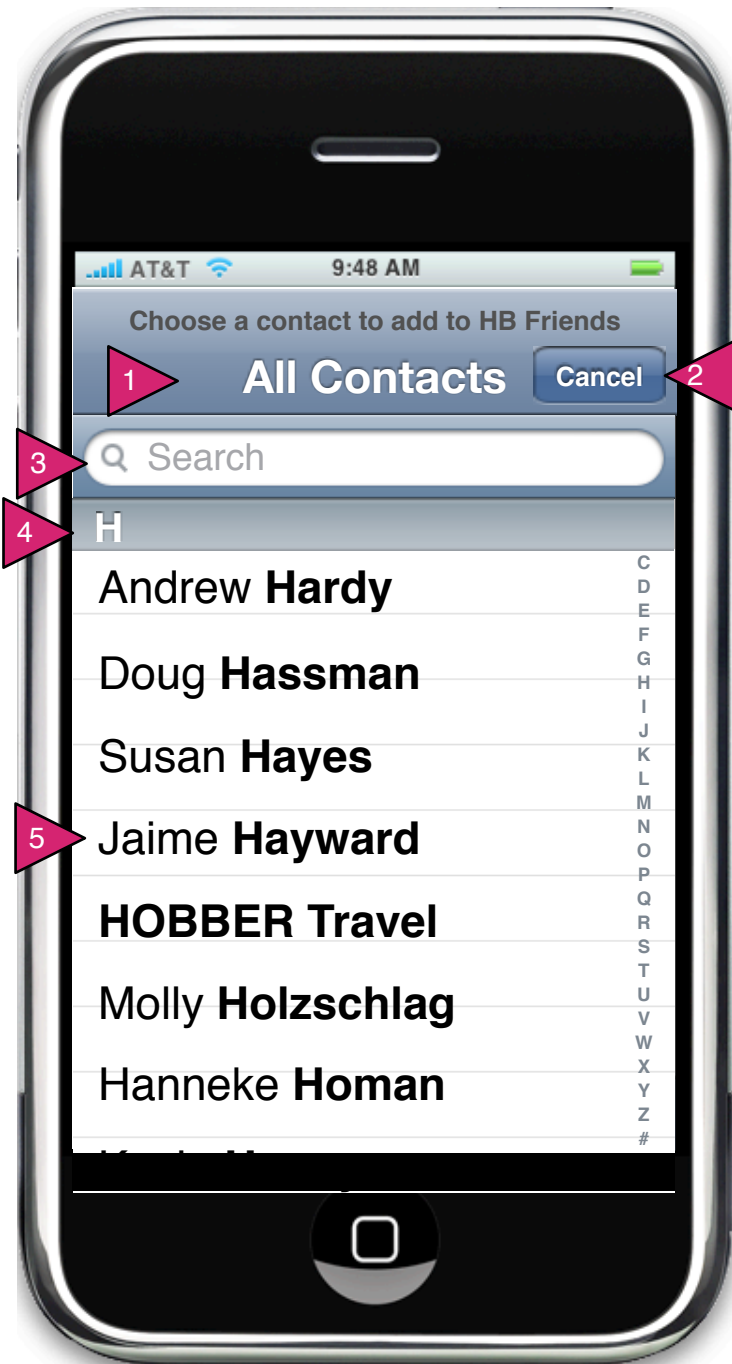
	Description	Interaction	Rules	Notes
1	Invitee names	Names taken from contact list		
2	Message	Pre-written but editable message includes the link to the website and a download link.		
3	Send	On press, invite is sent.	If possible, after send, return user to HB app.	

Group Order Invite Flow



Invitee Flow





Page Context / How I Got Here / Page Notes

6.7.1 Add Friend

Page Context / How I Got Here / Page Notes

User has decided to add friends to his/her HB app. These friends come from his/her contacts list.

	Description	Interaction	Rules	Notes
1	All Contacts	N/A	User's phone provides the list of contacts to be added to HB.	
2	Cancel	On press, window is closed.		
3	Search	On type, list below shortens to just those items matching the current text.		
4	Category	N/A	Contacts are listed by last name and user can jump to letters via the alphabet to the right.	
1	User Name	On press, user is added as HB Friend and this Contacts window closes.		



Page Context / How I Got Here / Page Notes

Payor Decline Notification

Page Context / How I Got Here / Page Notes

The Inviter has designated a payor who has declined the invitation.

	Description	Interaction	Rules	Notes
1	System Notification	On press, user goes to Invite Others to Order.		
2	New Payor	On press, user goes to Invite Others to Order.		
3	OK	On press, message is removed and order proceeds with Inviter as Payor.		



Page Context / How I Got Here / Page Notes

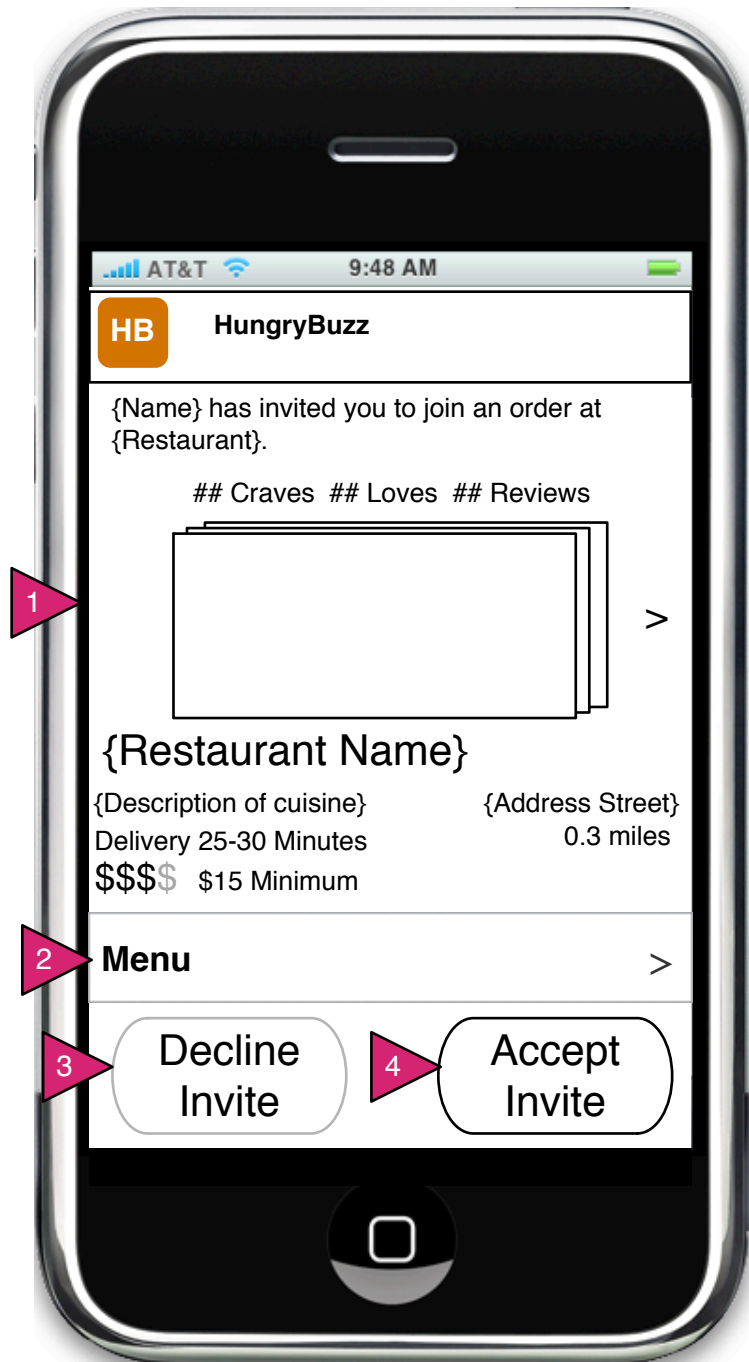
In Phone Invite Notification

Page Context / How I Got Here / Page Notes

User receives notice that an invite is pending AND has the HB app.

	Description	Interaction	Rules	Notes
1	System Notification	On click, user goes to Phone Invite	HB app uses the OS notification system.	
1	HB Icon	On click, HB app opens and user goes to Invite	HB app uses the OS notification system.	

If the user does not have the HB app, the notification goes first to a text message (with a link to the website) and if their phone number isn't available, then an e-mail (with a link to the website).



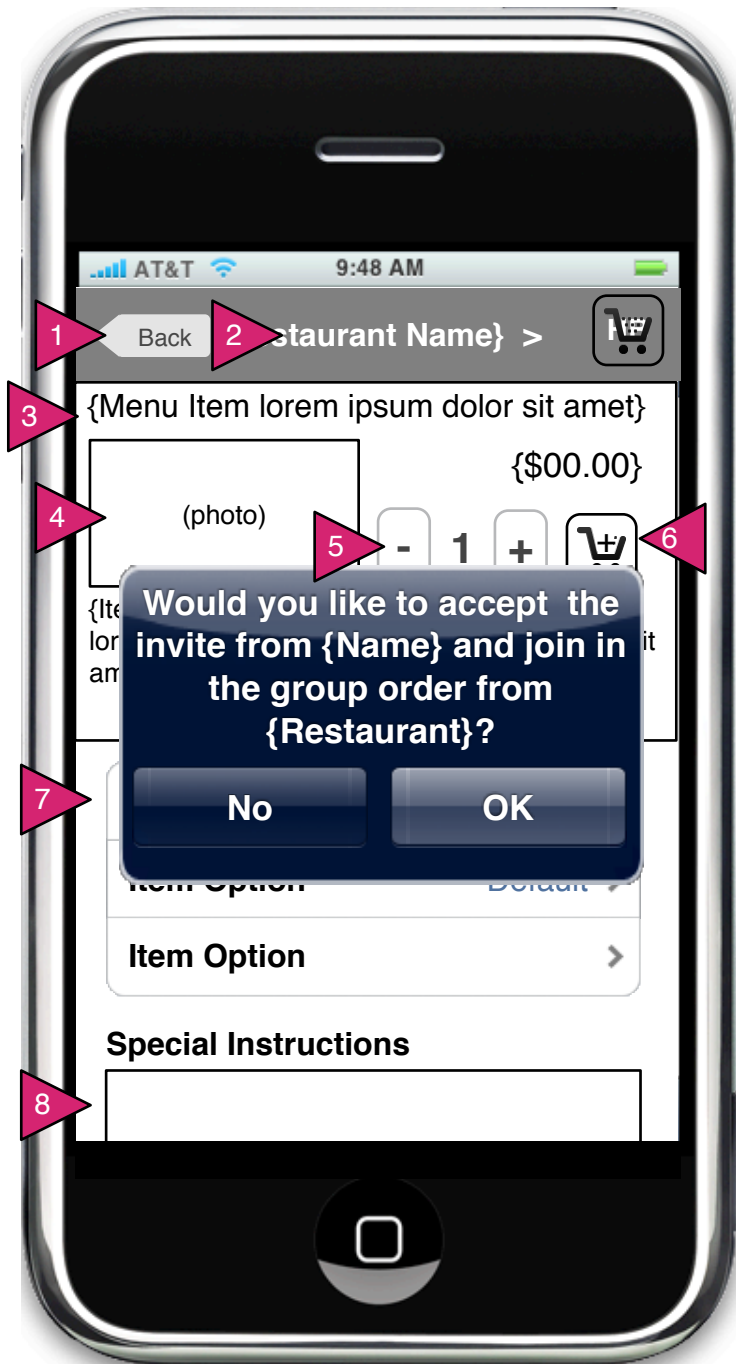
Page Context / How I Got Here / Page Notes

2.0.S2.1 In Phone Invite

Page Context / How I Got Here / Page Notes

User receives and invite and taps on the HB app. This screen is the first they see if invitee.

	Description	Interaction	Rules	Notes
1	Restaurant view	N/A	This is nearly identical to the Restaurant View except that it emphasizes the menu.	
2	Menu	On press, user sees the restaurant's Menu.		
3	Decline Invite	On press, a confirmation popup is shown and if agreed, the decline notice is sent and HB app reverts to Home Screen.		
4	Accept Invite	On press, user goes to restaurant menu to order.		



Page Context / How I Got Here / Page Notes

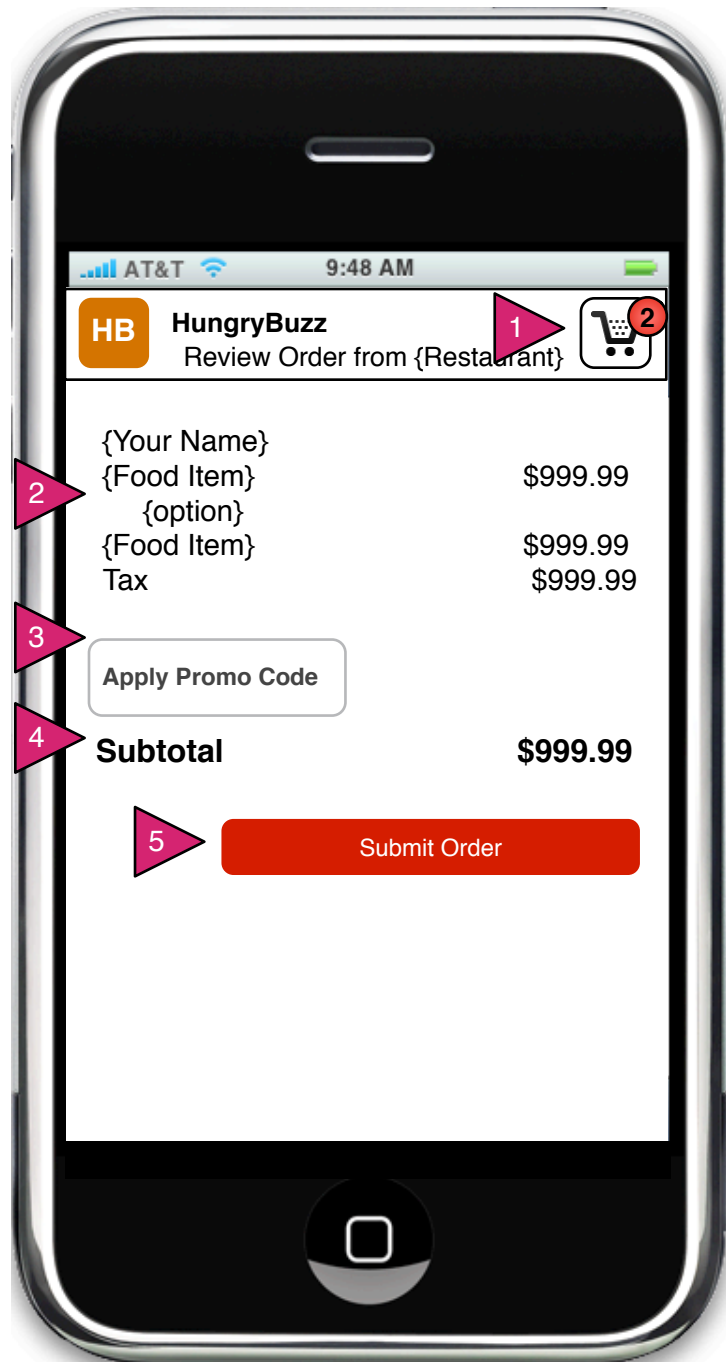
2.0.S2.2 Invite Item Order

Page Context / How I Got Here / Page Notes

User has decided to peek at menu for an invite.

	Description	Interaction	Rules	Notes
1	Back b	On press, user is taken back to		
2	Restau			
3	Menu I			
4	Photo			
5	Add Subtract	On press of '-', the quantity is decremented. On press of '+' the quantity is incremented.		Do we want to update the price?
6	Add to Cart	On press, item in quantity specified are added to the user's cart.		
6	Menu Item Option	On press, user is taken to 1.1.3.1 Menu Item Option Sheet configured for this item.		
8	Special Instructions	On focus, keyboard is called and user is allowed to add instructions.		

This is identical to the 1.2.1 Order Item except that if the user orders a food item they get the notice shown. On press of OK their item is added to group order. On press of No, the user begins their own order in this restaurant.



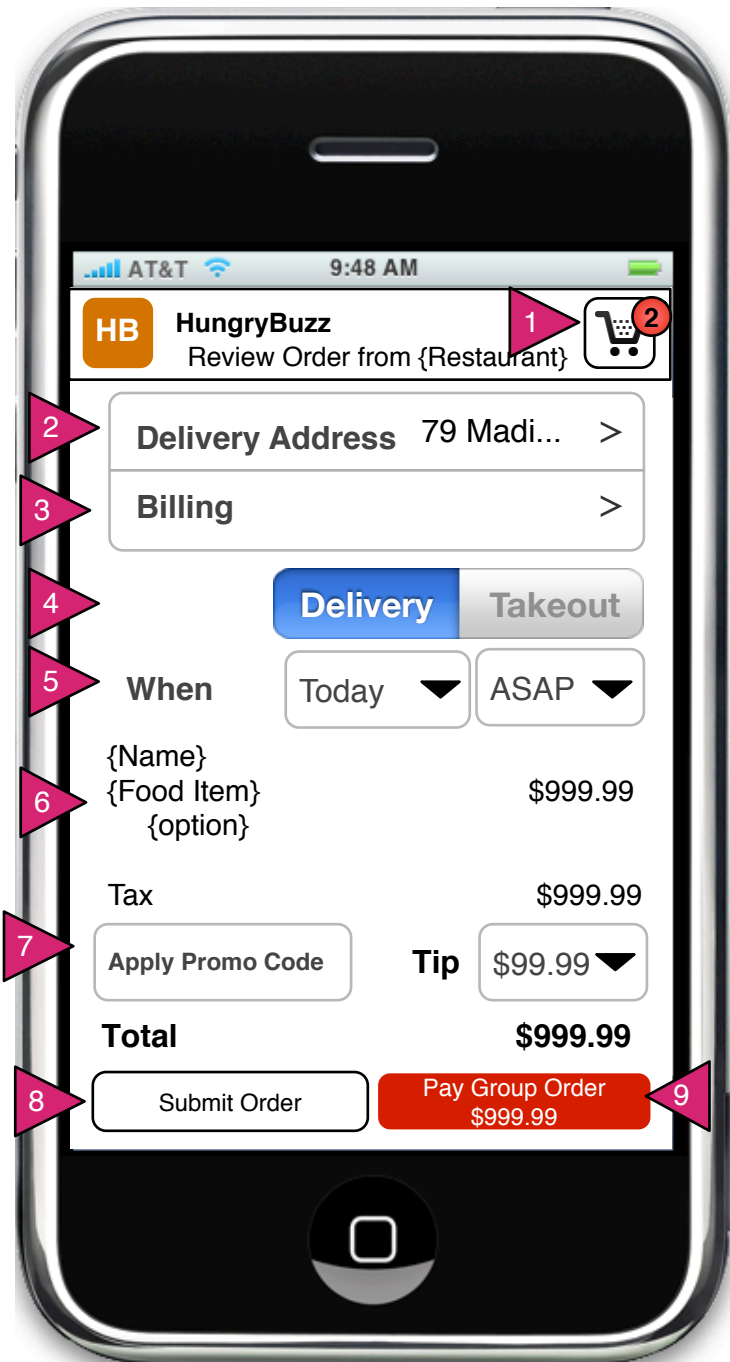
Page Context / How I Got Here / Page Notes

2.0.v1 Paid Invitee Checkout

Page Context / How I Got Here / Page Notes

Invitee for a paid order has finished their order and pressed 'Checkout'.

	Description	Interaction	Rules	Notes
1	Edit Cart	On press, user goes to Edit Cart with their items displayed.		
2	Order Summary	N/A		Order summary includes user's name.
3	Apply Promo Code	On press, user is shown promo code field and keyboard.		
4	Subtotal	User sees only the total for their section of the order.		
5	Submit Order	On submit user is shown a thank you popup and continues to HB Opening Screen.		



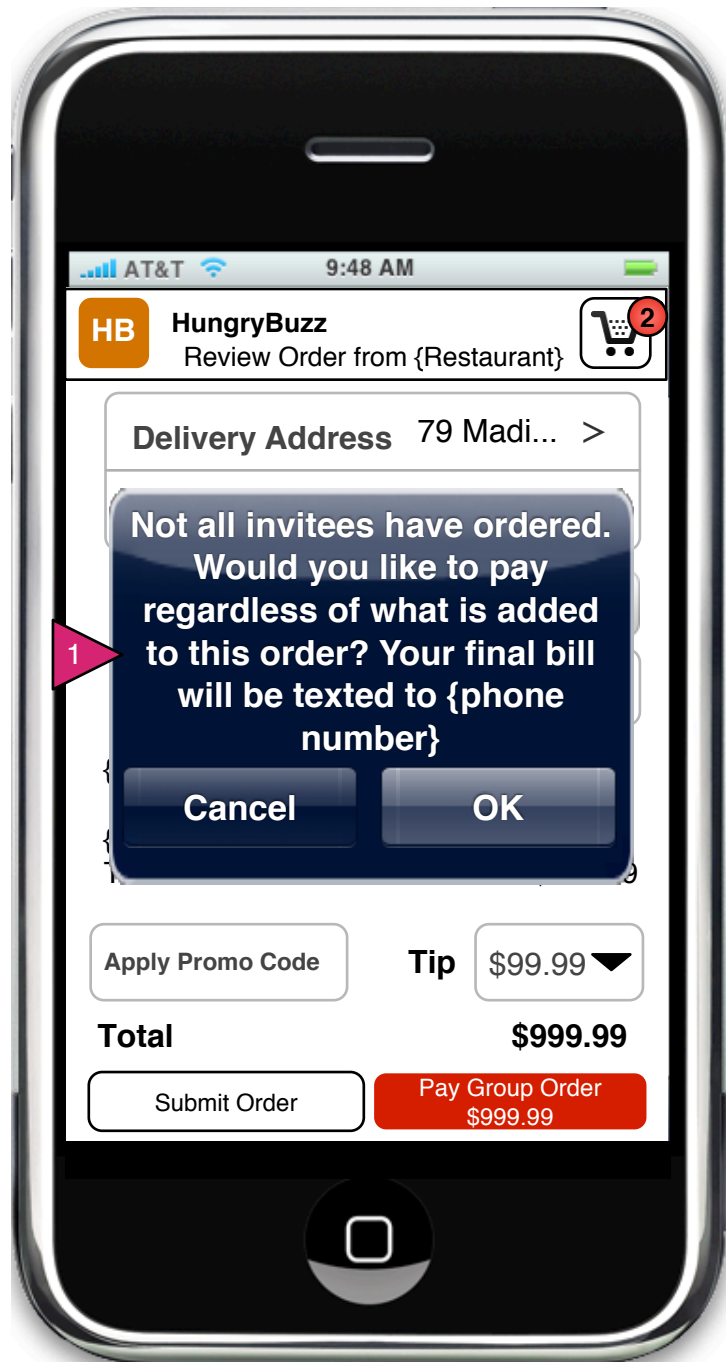
Page Context / How I Got Here / Page Notes

2.0.v2 UnPaid Invitee Checkout

Page Context / How I Got Here / Page Notes

User has clicked on Submit Order prior to all invitees ordering.

	Description	Interaction	Rules	Notes
1	Shopping Cart	On press, user goes to Edit Cart (for his/her own order)		
2	Delivery Address	On press, user is shown location sheet.		
3	Billing	On press, user is shown Billing Sheet		
4	Delivery / Takeout Switch	On press, order is changed from delivery to takeout and vice versa.		
5	Scheduling	On press, user is shown day and time selectors respectively.		
6	Order summary	N/A		User is shown only his/her own order.
7	Apply promo code	On press, user is allowed to enter a promo code		Promo code may be applied to all within this order.
8	Submit Order	On press, user's order is submitted to group order.		
9	Pay Group Order	On press, user continues to billing if not already complete and confirmation if order is complete.		See note next page re: incomplete orders.



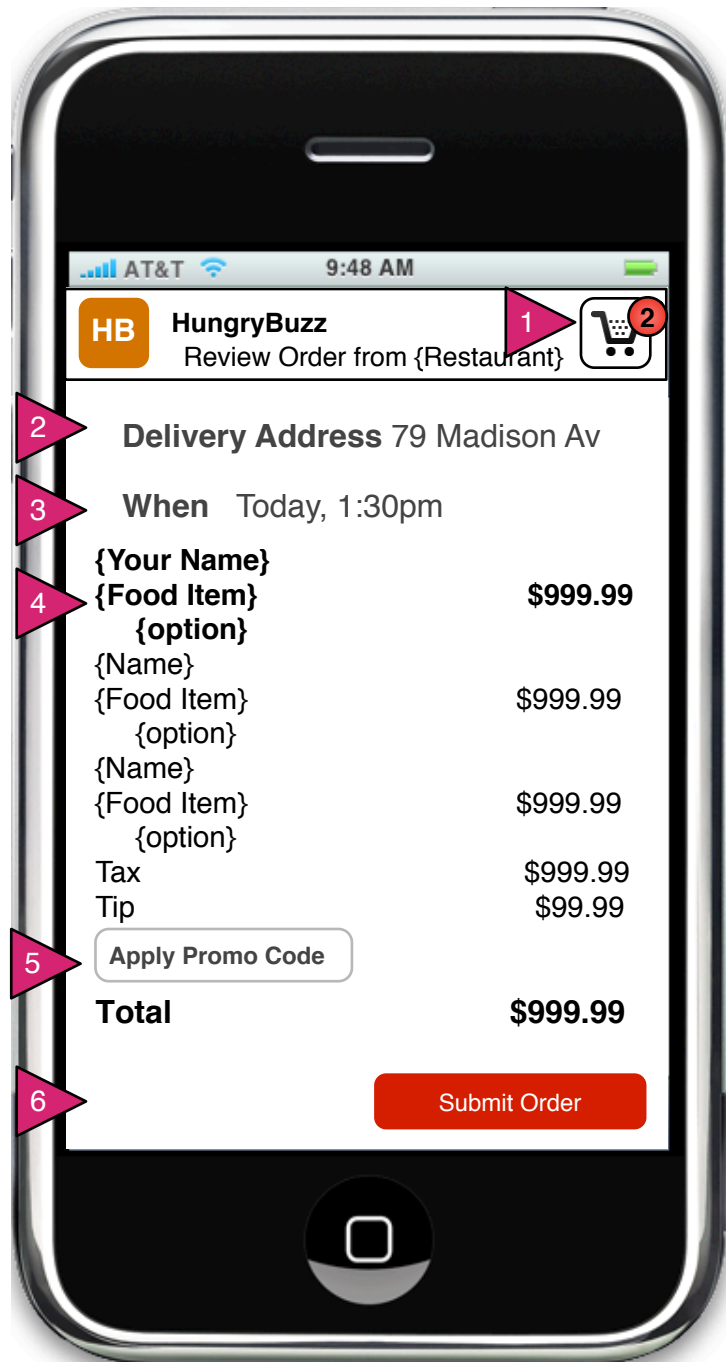
Page Context / How I Got Here / Page Notes

2.0.v2.1 UnPaid Invitee Checkout Warning

Page Context / How I Got Here / Page Notes

User has clicked on Submit Order prior to all invitees ordering.

	Description	Interaction	Rules	Notes
1	Cancel	On press of Cancel, user is returned to UnPaid Invitee Checkout.		
2	OK	On press of OK, user's payment information is stored and charged when all invitees have ordered or declined.		



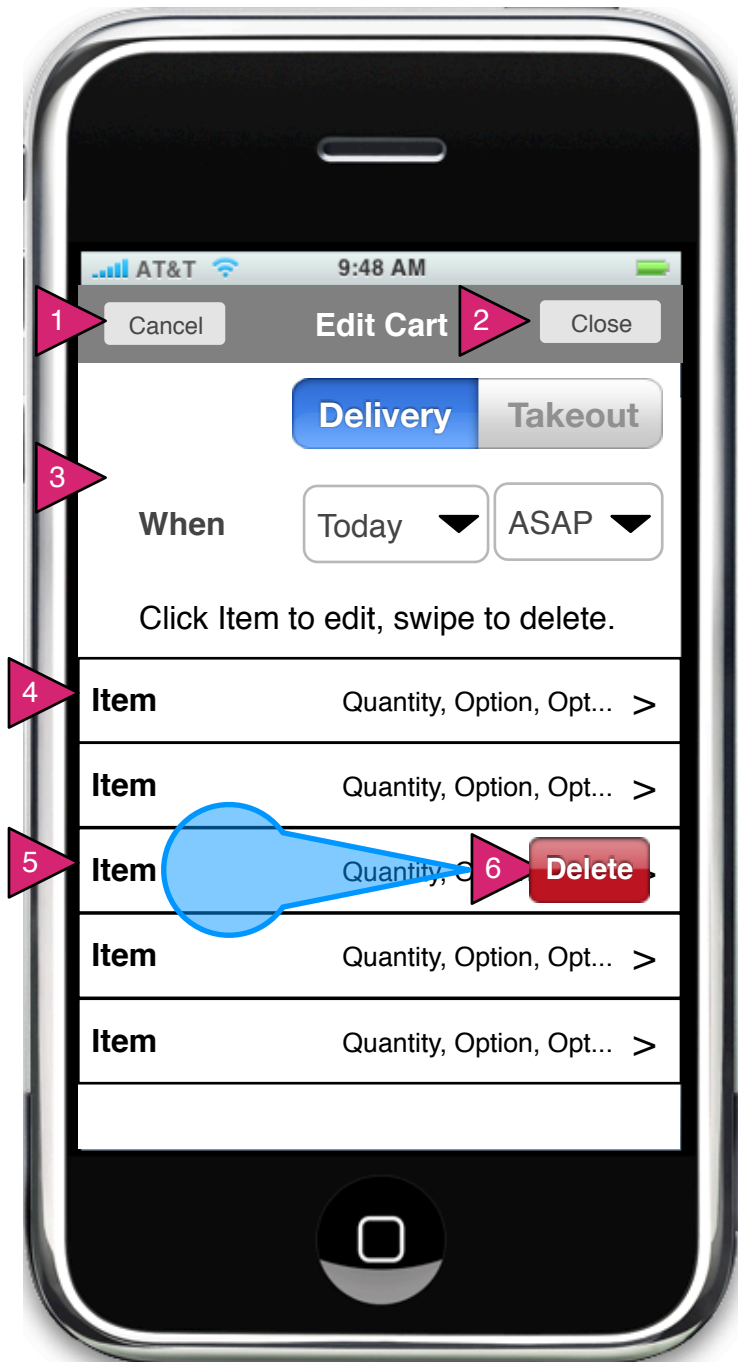
Page Context / How I Got Here / Page Notes

2.0.v3 Nonpaying Inviter Checkout

Page Context / How I Got Here / Page Notes

Non-paying inviter has clicked on Submit Order.

	Description	Interaction	Rules	Notes
1	Shopping Cart	On press, user goes to Edit Cart (for his/her own order)		
2	Delivery Address	N/A		
3	Billing	Not shown for this user.		
4	Order summary	N/A		
5	Apply promo code	On press, user is allowed to enter a promo code		Promo code may be applied to all within this order.
8	Submit Order	On press, user's order is submitted to group order.		



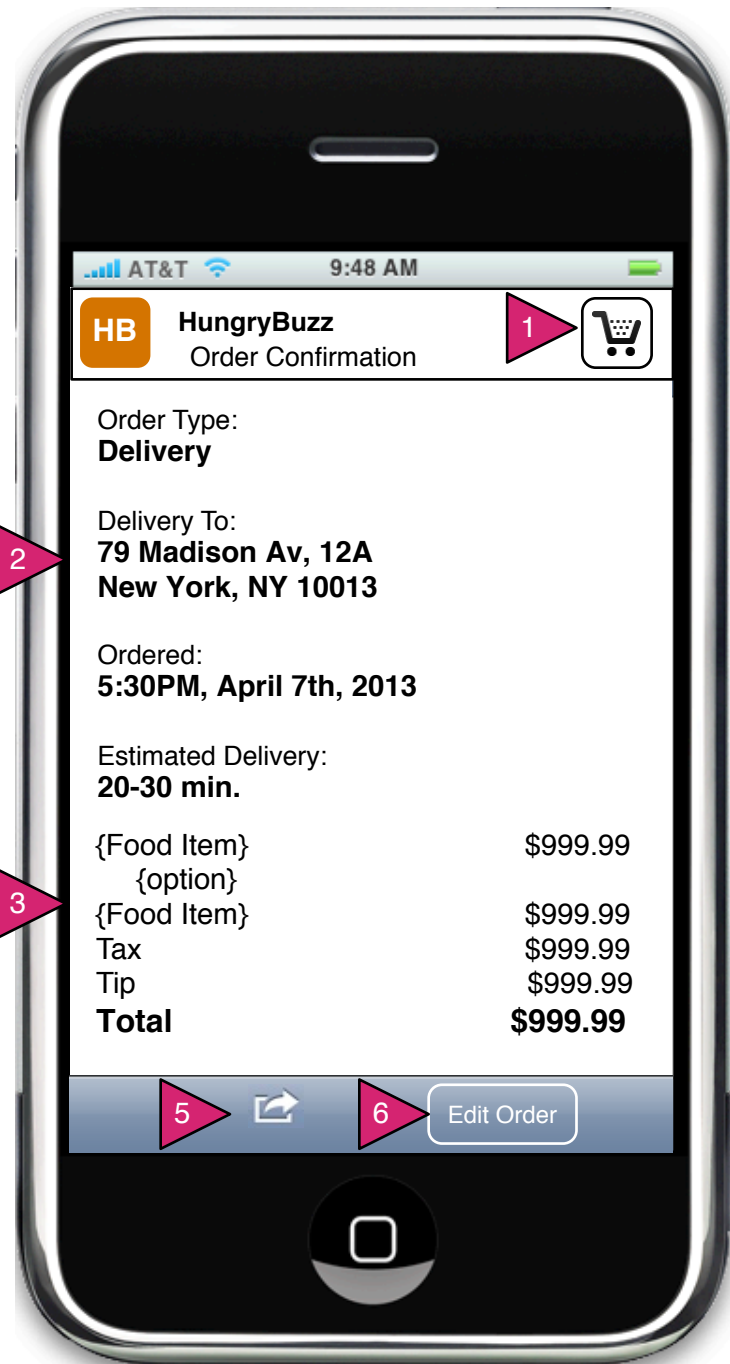
Page Context / How I Got Here / Page Notes

2.1 Edit Cart

Page Context / How I Got Here / Page Notes

User has clicked on Edit Cart.

	Description	Interaction	Rules	Notes
1	Cancel	User returns to Checkout with no changes saved.		
2	Close	User returns to Checkout with changes to Order saved.		
3	Delivery/Time	See Checkout for operation details.		
4	Food Item	On press, user goes to 1.1.4 Menu Item (Order) to edit specifics.		
5	Food Item	On swipe left or right, delete button is displayed.		
6	Delete button	On press, selected item is removed from order.		



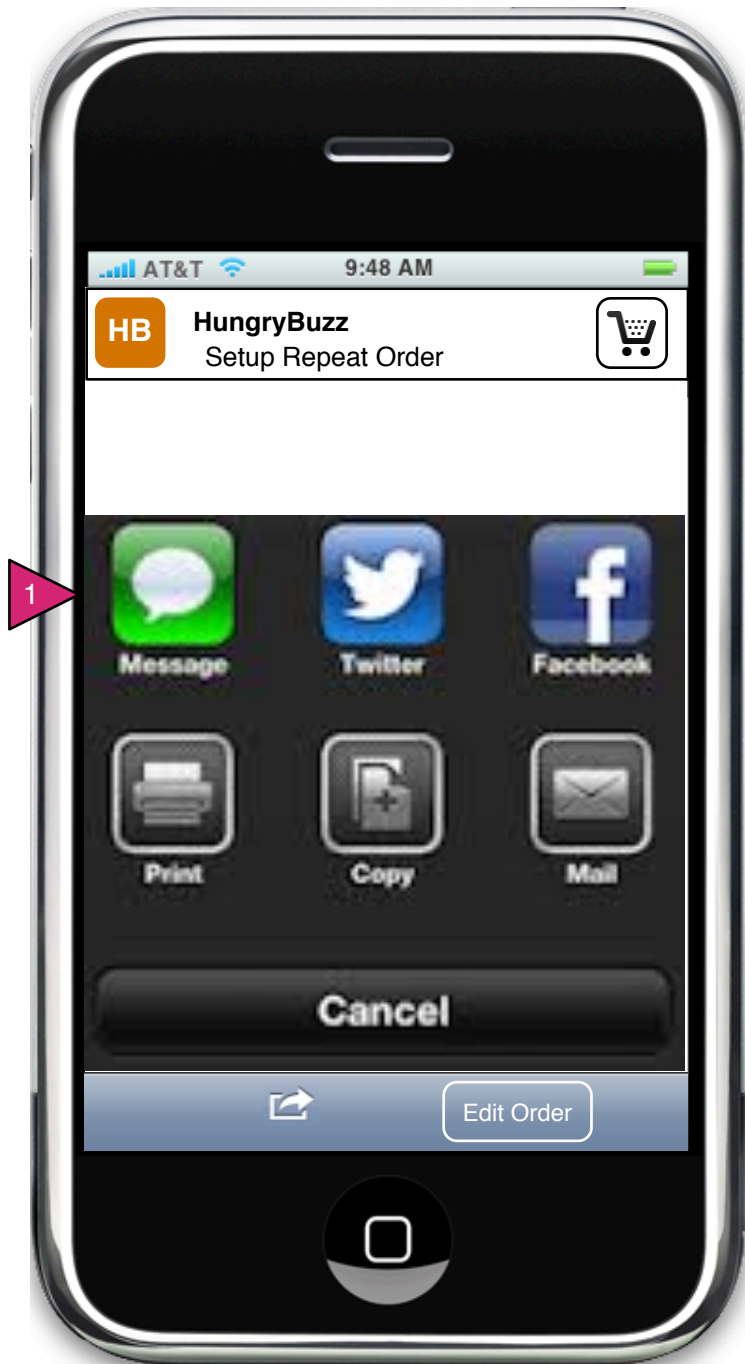
Page Context / How I Got Here / Page Notes

2.2 Order Confirmation

Page Context / How I Got Here / Page Notes

User has clicked on Restaurant in Menu or via other means.

	Description	Interaction	Rules	Notes
1	Cart	On press, user goes to Empty Cart		
2	Order Details	N/A		
3	Order Slip	N/A	This section scrolls if necessary.	
4	Make Repeating Order	On press, user goes to Set Up Repeating Order		
5	Share/Print	On press, Share Menu is shown, includes Print option.		
6	Edit Order	On sick, user goes to 2.1 Edit Cart	This is time sensitive. On press after time limit, user sees "Sorry the order has been processed and is on the way." message.	



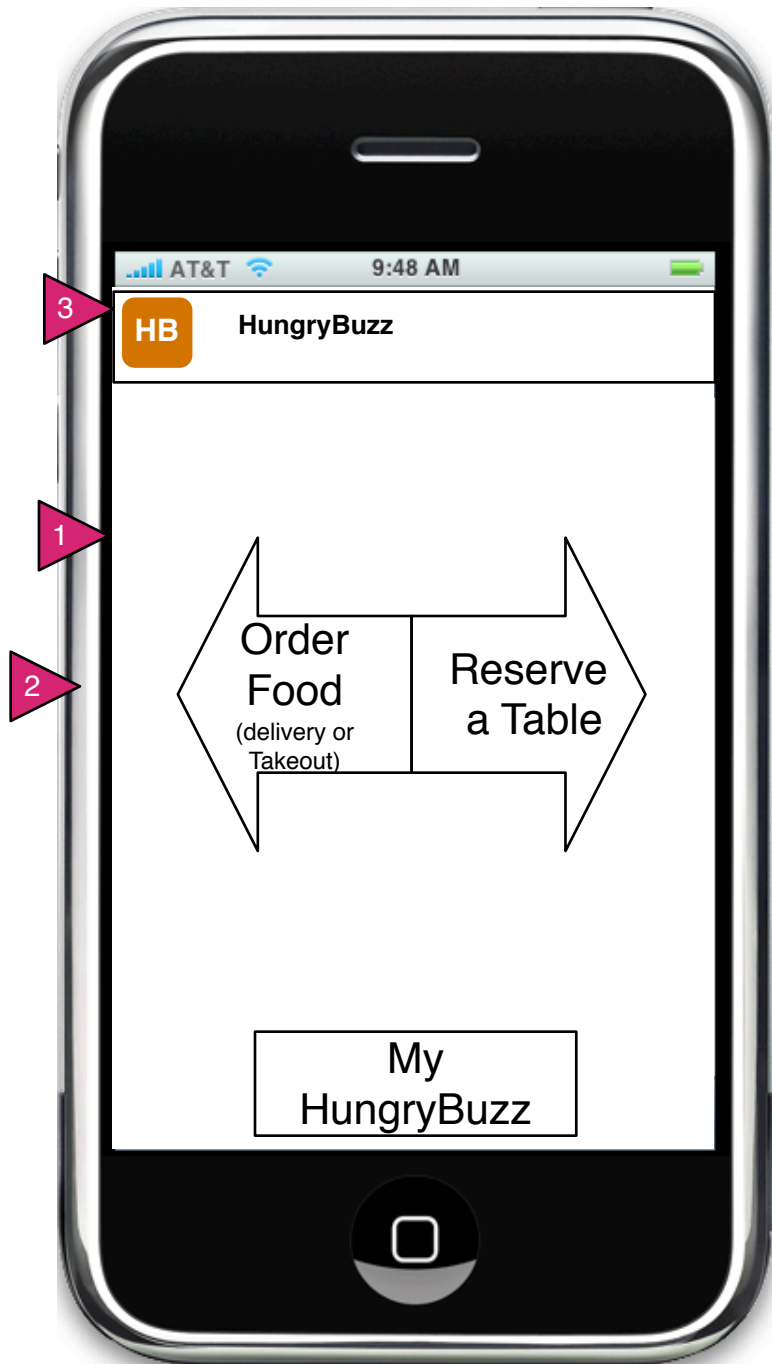
Page Context / How I Got Here / Page Notes

2.2.S1 Share Action Sheet

Page Context / How I Got Here / Page Notes

User has clicked on Setup Repeat Order.

	Description	Interaction	Rules	Notes
1	OS Standard Share Action Sheet	On press of each, selected system process is initiated (outside of app).		



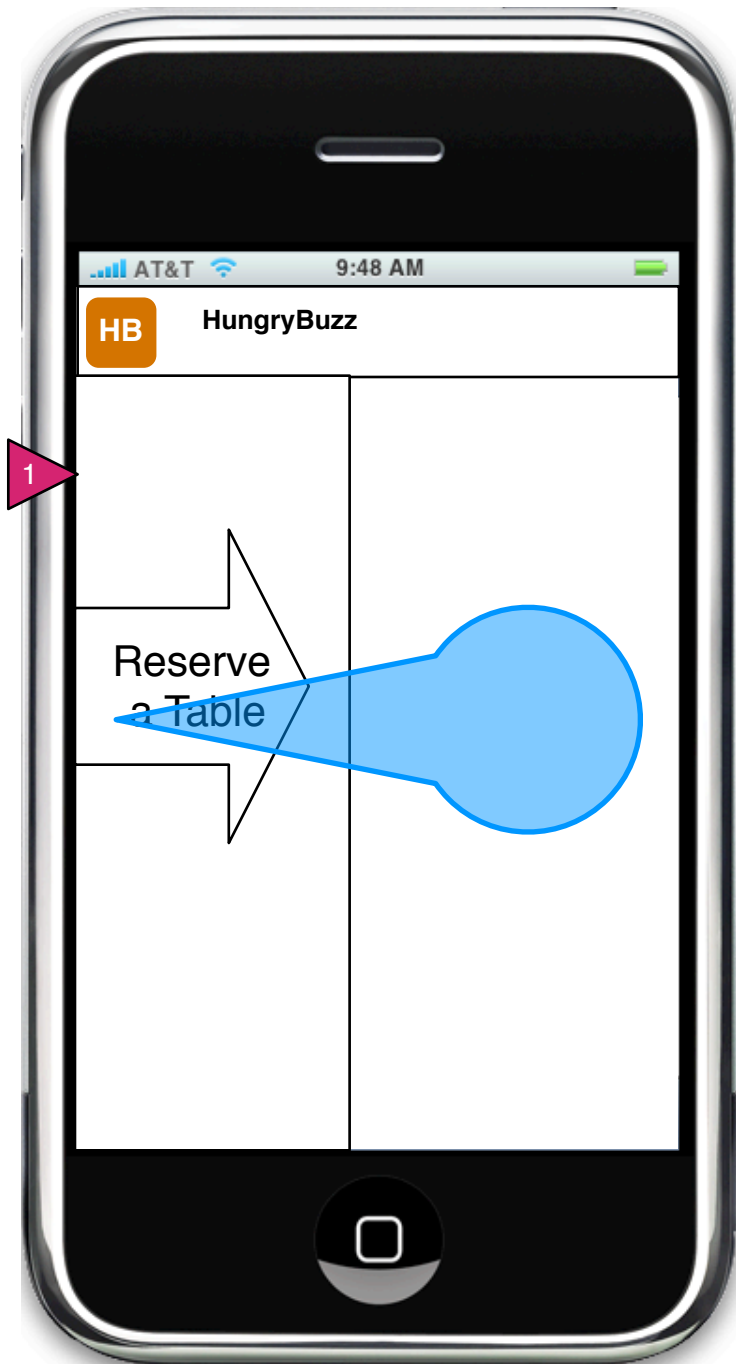
Page Context / How I Got Here / Page Notes

0.0 Opening Screen 2

Page Context / How I Got Here / Page Notes

User has opened app and has no alerts.

	Description	Interaction	Rules	Notes
1	Order Food	On press or swipe left user goes to 1.0 Order	N/A	
2	Reserve a Table	On press or swipe right user goes to 1.0 Reserve	N/A	This 'right - left' split between ordering
3	Sign In / My HungryBuzz	On press, Global Menu is shown.		and reserving can be maintained through the app.



Page Context / How I Got Here / Page Notes

0.0 Opening Screen (drag to reserve)

Page Context / How I Got Here / Page Notes

User is dragging (or clicking) on Order Food

	Description	Interaction	Rules	Notes
1	Reserve	On swipe of screen right (or click on button) screen slides to reveal the restaurant list.	N/A	

All users, regardless of history, go to 1.0.R Find Restaurants (Reserve)



Page Context / How I Got Here / Page Notes

1.0 (R) Find Restaurants (Reserve)

Page Context / How I Got Here / Page Notes

User has selected "Reserve" on the opening screen or by other method started the reservation process.

	Description	Interaction	Rules	Notes
1	Restaurant Name search	On focus, text is removed and type ahead is initiated (next diagram)		
2	Location	On press, the Location Sheet is called (identical to Order version of Location Sheet.		
3	Date/Time chooser	On press of each the day/time selectors are called.		Times list will be Breakfast, Brunch, Lunch, Dinner.
4	PAX selectors.	On press of "-" the number of people is decremented. On press of plus, it is incremented.		
5	Favorite Places	On press, the Favorite Places list is called.		
6	Search button	On press, the user search is initiated with the above criteria.		



Page Context / How I Got Here / Page Notes

1.0 (R) Find Restaurants (Reserve) Name Type Ahead

Page Context / How I Got Here / Page Notes

User has started typing a restaurant name in the restaurant field.

	Description	Interaction	Rules	Notes
1	Restaurant typeahead	As user types name of restaurant, the names of matching local restaurants is shown with the matching text highlighted.		
2	Type ahead option	On press, menu collapses and chosen restaurant is entered in the Restaurant field.		



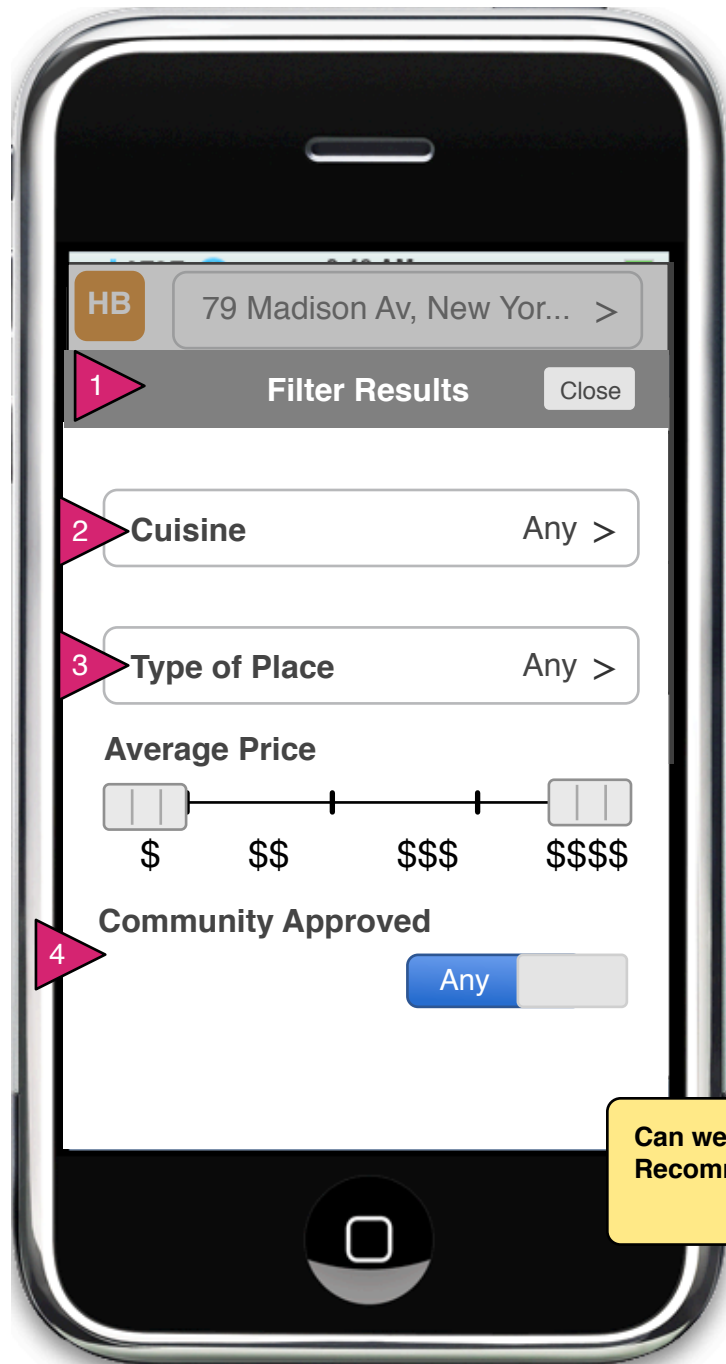
Page Context / How I Got Here / Page Notes

1.1 (R) Choose Restaurant (Reserve List)

Page Context / How I Got Here / Page Notes

User has obtained search results as a list of restaurants in Reserve flow.

	Description	Interaction	Rules	Notes
1	Restaurant Name/Area Search	On press, user is taken to Location Sheet (see Order Flow)		
2	Filters	On press, the sort order of restaurants is redone per the selected criteria.		
3	Restaurant Object	On press, user is taken back to Reserve Table		
4	Search	On press, user is taken back to 1.0.R Find Restaurants (Reserve)		
5	Filter	On press, user is shown the Filter Sheet		
6	Cuisines Filter	On press the user is shown the Cuisines Sheet.		
7	View Chooser	On press, user is shown the Restaurants View sheet.		



Page Context / How I Got Here / Page Notes

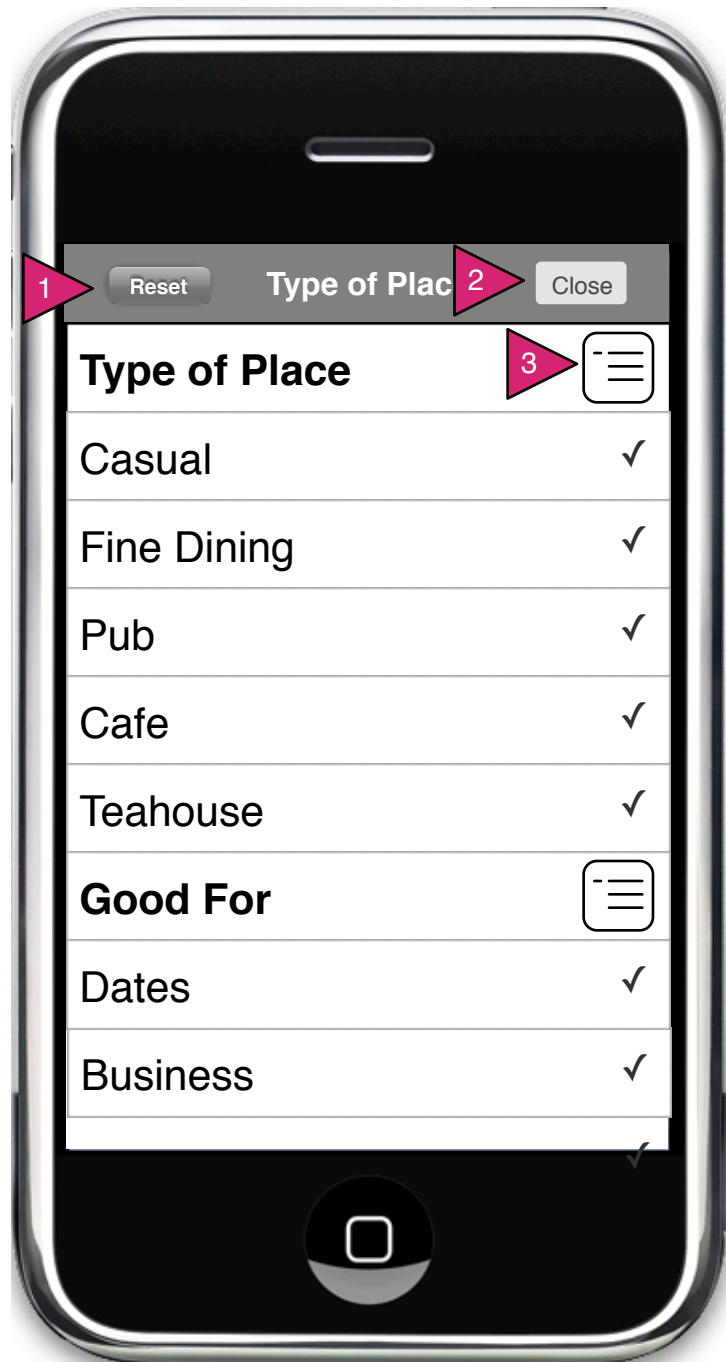
1.1.S3 (R) Filter Restaurants

Page Context / How I Got Here / Page Notes

User has clicked 'Filter' on the founds results pages of the Reserve Flow

	Description	Interaction	Rules	Notes
1	Close button	On press, user returns to Search Results with filters applied.		
2	Cuisine	On press, user is shown Cuisine Filter Sheet		Same as Order flow Cuisine Filter
3	Type of Place	On press, user is shown Type of Place Sheet		
4	Community Approved	On press, filter is toggled between Any and Yes.		

Can we add a Friend Recommended filter here?



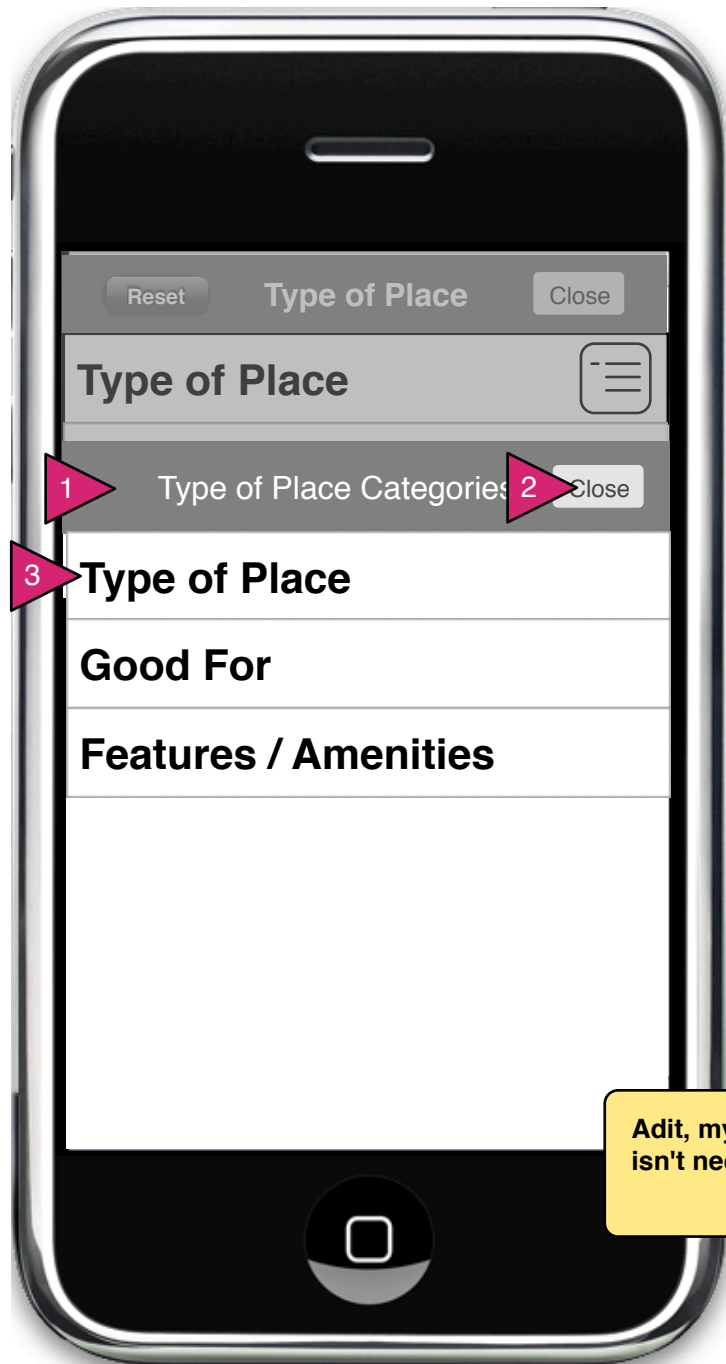
Page Context / How I Got Here / Page Notes

1.1.S3.1 (R) Type of Place

Page Context / How I Got Here / Page Notes

User has selected "Type of Place" from the filter options in the Restaurants screen.

	Description	Interaction	Rules	Notes
1	Reset Button	On press, all options are selected. If on click all are selected, deselect all.		
2	Close	On press, sheet is closed down out of site and user is returned to Filter Restaurants.		
3	Category Button	On press, Type of Place Category Sheet is viewed.		



Page Context / How I Got Here / Page Notes

1.1.s3.1.1 (R) ToP Category Sheet

Page Context / How I Got Here / Page Notes

User has tapped on the category button to the right of each category bar in Type of Place.

	Description	Interaction	Rules	Notes
1	ToP Categories Sheet	Animates in from bottom of screen.		
2	Close button	On press, sheet animates down, out of site and user's view is unchanged on the revealed menu.		
3	Category	On press, sheet animates down, out of site and user is taken to the selected category in the revealed menu.		

Adit, my feeling is that this screen isn't necessary. You?



Page Context / How I Got Here / Page Notes

1.2 (R) Restaurant View (Reserve)

Page Context / How I Got Here / Page Notes


User has selected a restaurant from the List or the Explorer. This is similar to the Restaurant View (Order), but includes reservation buttons.

	Description	Interaction	Rules	Notes
1	Photo(s)	On press, user goes to restaurant Gallery.		If photos unavailable, this is removed.
2	Restaurant Info	On press, phone call initiated.		
3	Date/ People Choosers	User can advance date to find exact time available, or adjust number of people.		
4	Timeslots	On press, time is highlighted as 'selected.' On swipe left or right times are incremented or decremented within the hours the restaurant is open.		
4	Menu	On press, user is shown Menu Sheet		
6	Reviews (below scroll)	On press, user goes to Reviews		
7	Favorite	On press, this restaurant is added to favorites.		
8	Share	On press, Share is initiated.		
10	Map	On press, restaurant is shown on map view.		

1.2.1 (R) Gallery

User has selected Gallery from 1.1 Restaurant View

	Description	Interaction	Rules	Notes
1	HungryBuzz icon	On press, X.0 Quick Nav Menu is shown		
2	Close button	On press, gallery is removed and user returns to restaurant view.		
2	Gallery	Gallery is operated by flicking left or right (standard gallery)		



1.2.1 (R) Gallery, Addphoto

User has navigated to the last photo of the set. The last photo is actually an invite to add more photos.

	Description	Interaction	Rules	Notes
1	HungryBuzz icon	On press, X.0 Quick Nav Menu is shown		
2	Close button	On press, gallery is removed and user returns to previous view.		
3	Upload New Photo	On press, user is taken to OS photo selector to select a single photo to upload.		





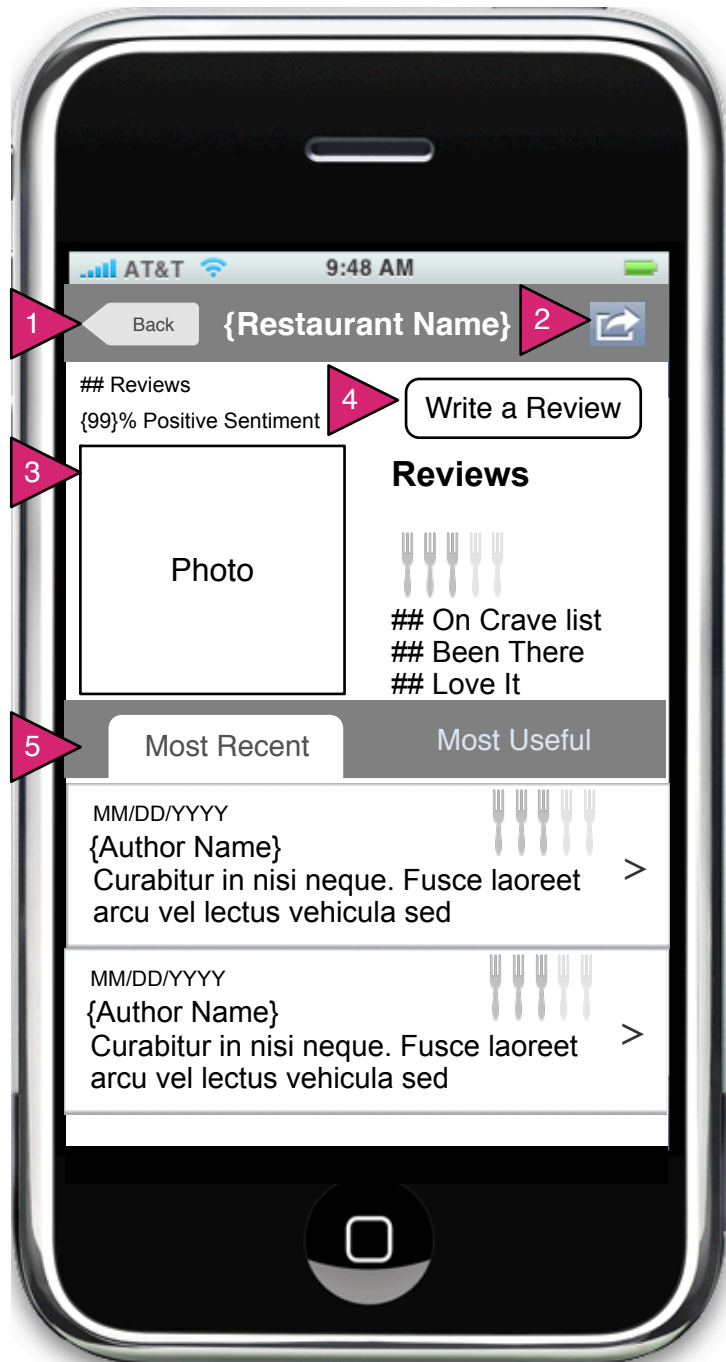
Page Context / How I Got Here / Page Notes

1.2.2 (R) Story

Page Context / How I Got Here / Page Notes

User has selected Our Story from Restaurant View

	Description	Interaction	Rules	Notes
1	Back buton	On press, user returns to restaurant page.		
2	Share	On press Share Sheet is shown, allowing user to share the restaurant story.		
3	Story contents	Layout of story page is not set, but will allow for templates including photos and text.		



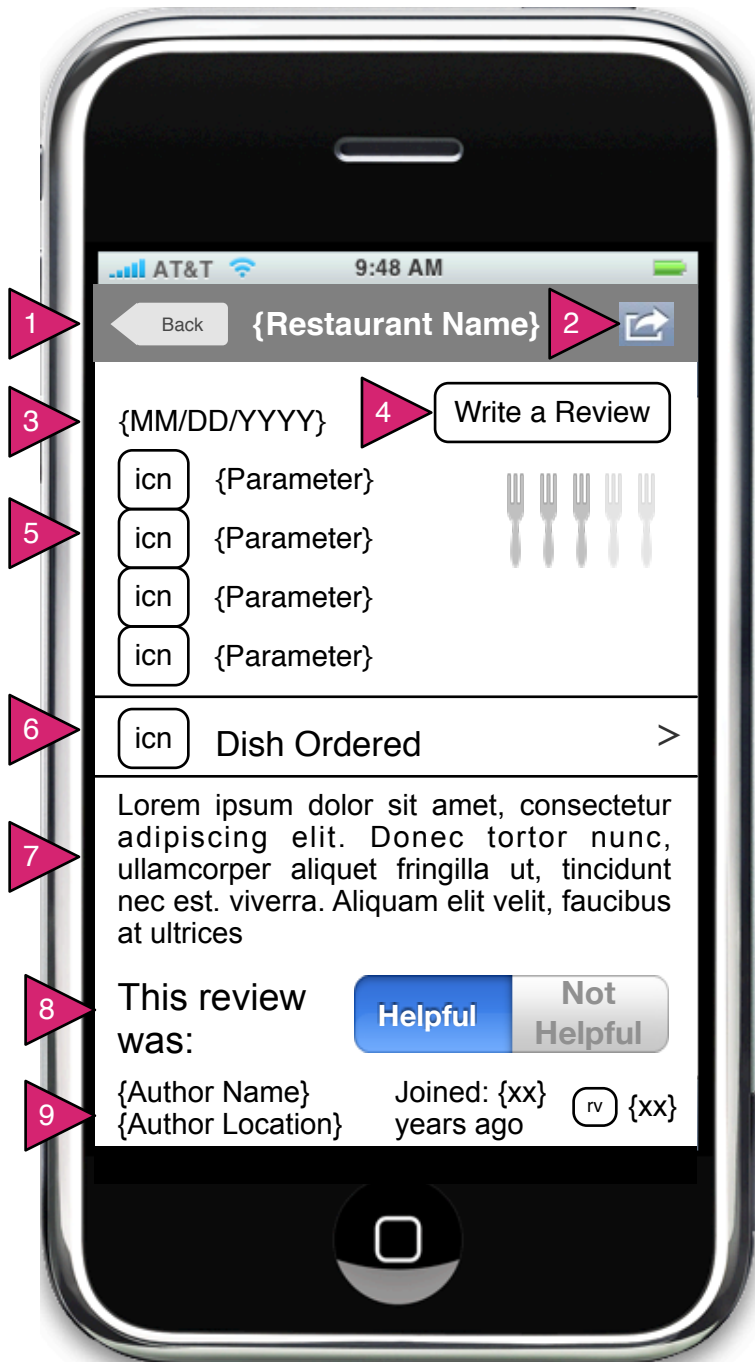
Page Context / How I Got Here / Page Notes

1.2.3 (R) Reviews

Page Context / How I Got Here / Page Notes

User has pressed on Reviews in the Restaurant view or other view.

	Description	Interaction	Rules	Notes
1	Back button	On press, user returns to Restaurant Page		
2	Share button	On press, user is allowed to share reviews via Share		
3	Photo and stats	N/A	Photo of restaurant is shown if available.	
4	Write a Review	On press, the user is offered the opportunity to write a review.		
5	Sort	On press, reviews are sorted by date or by useful score.		
6	Reviews	On drag, reviews scroll		



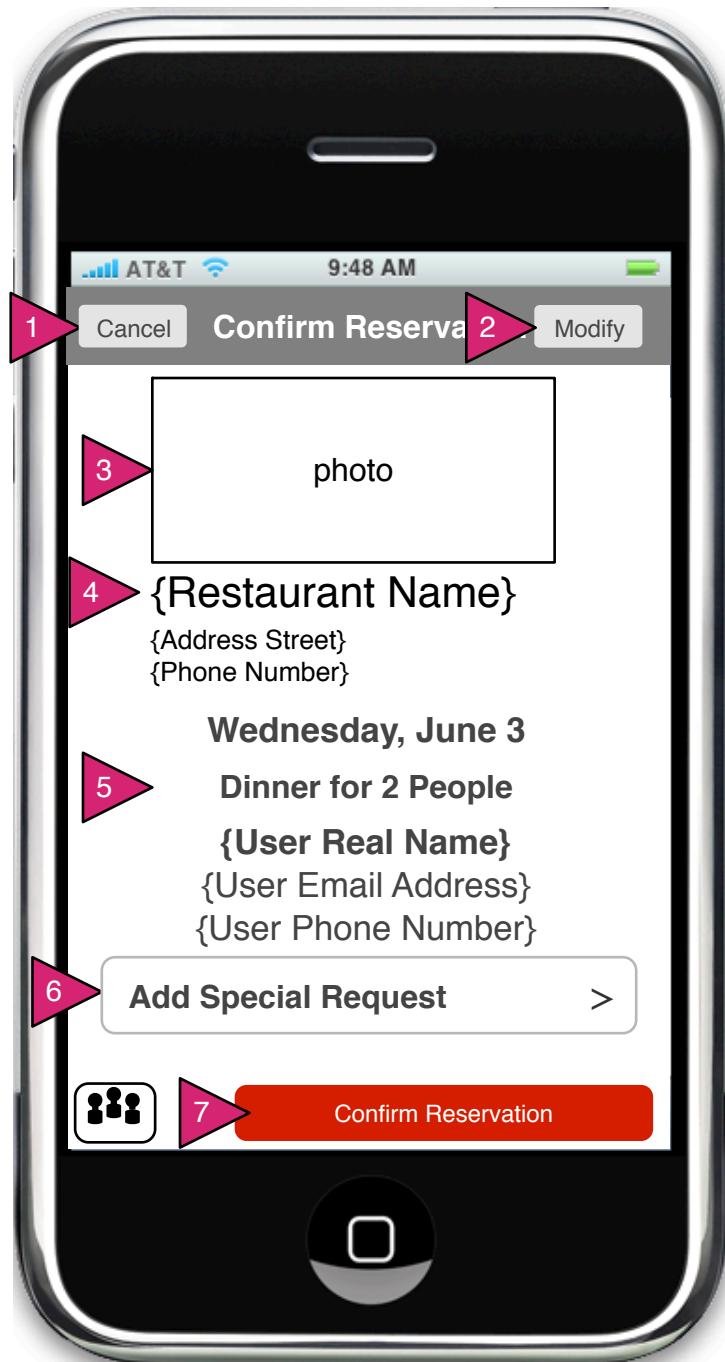
Page Context / How I Got Here / Page Notes

1.2.3.1 (R) Review Detail

Page Context / How I Got Here / Page Notes

User has pressed on a specific review.

	Description	Interaction	Rules	Notes
1	Back	On press, user returns to Reviews.		
2	Share	On press, share menu is shown.		
3	Review Date	N/A		
4	Write a Review	On press, user is taken to Write a Review		
5	Icons and Parameters	N/A	Parameters include Service, Meal Prep etc.	
6	Dish Ordered	On press, user is taken to Menu Item		
7	Review	N/A		
8	Helpful/Not	On press, user selection is highlighted.		Note that Review, Helpful and Author Info scroll as a unit.
9	Author Info	N/A		



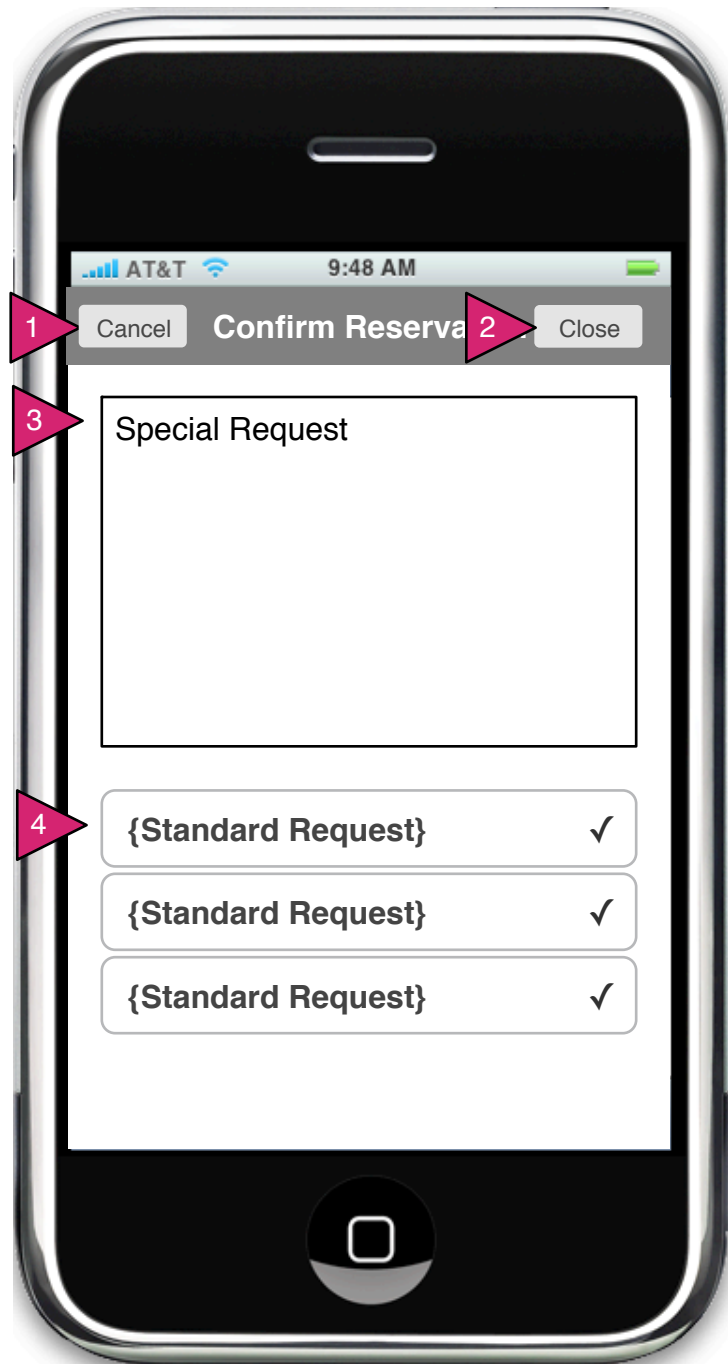
Page Context / How I Got Here / Page Notes

1.3 (R) Confirm Reservation

Page Context / How I Got Here / Page Notes

User has selected a restaurant from the List or the Explorer. This is similar to the Restaurant View (Order), but includes reservation buttons.

	Description	Interaction	Rules	Notes
1	Cancel button	On press, user is given a dialog box asking if they want to lose all their previous work. If yes, then they return to Restaurant Search.		
2	Modify button	On press, user is taken back to Restaurant View (Reserve)		
3	Photo	N/A Not Clickable		
4	Restaurant Name and info	Only phone number is clickable, which initiates a phone call.		
5	Reiteration of Reservation	Date, time and user real name are in bold. NOT clickable.		
6	Add Special Request	On press, user sees Special Request Sheet		
7	Confirm	On press, confirmation is initiated, user goes to Reservation Confirmed.		



Page Context / How I Got Here / Page Notes

1.3.1 (R) Special Request Sheet

Page Context / How I Got Here / Page Notes

User has selected "Add Special Request" in Confirm Reservation.

	Description	Interaction	Rules	Notes
1	Cancel button	On press, sheet is removed and user returns to Confirm Reservation		
2	Close	On press, user input is saved and user returns to Confirm Reservation.		
3	Special Request input	On focus, keyboard is called and user input is placed in field.		
4	Standar Request	On press, saved request is included in message to restaurant.		Any standard request which can be pre-defined should be saved as a button for the user to choose.



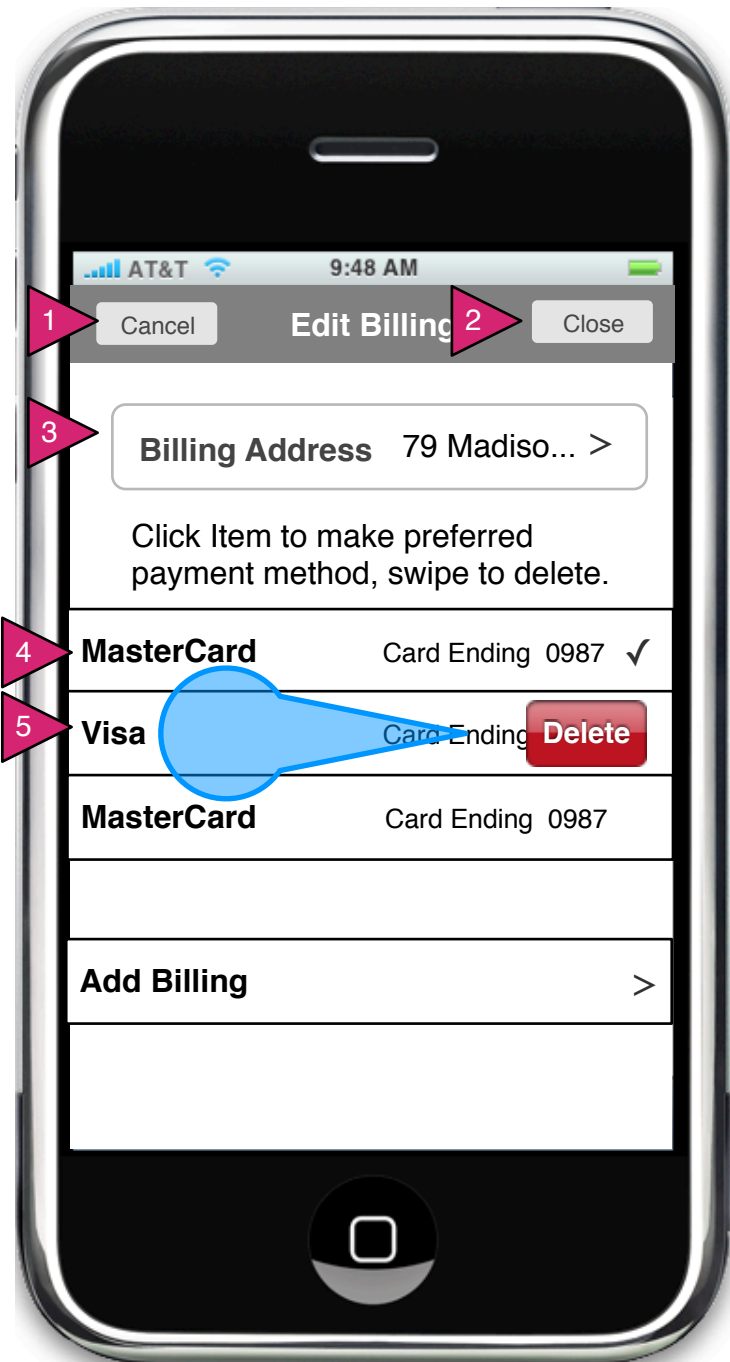
Page Context / How I Got Here / Page Notes

1.4 (R) Reservation Confirmed

Page Context / How I Got Here / Page Notes

User has confirmed a reservation.

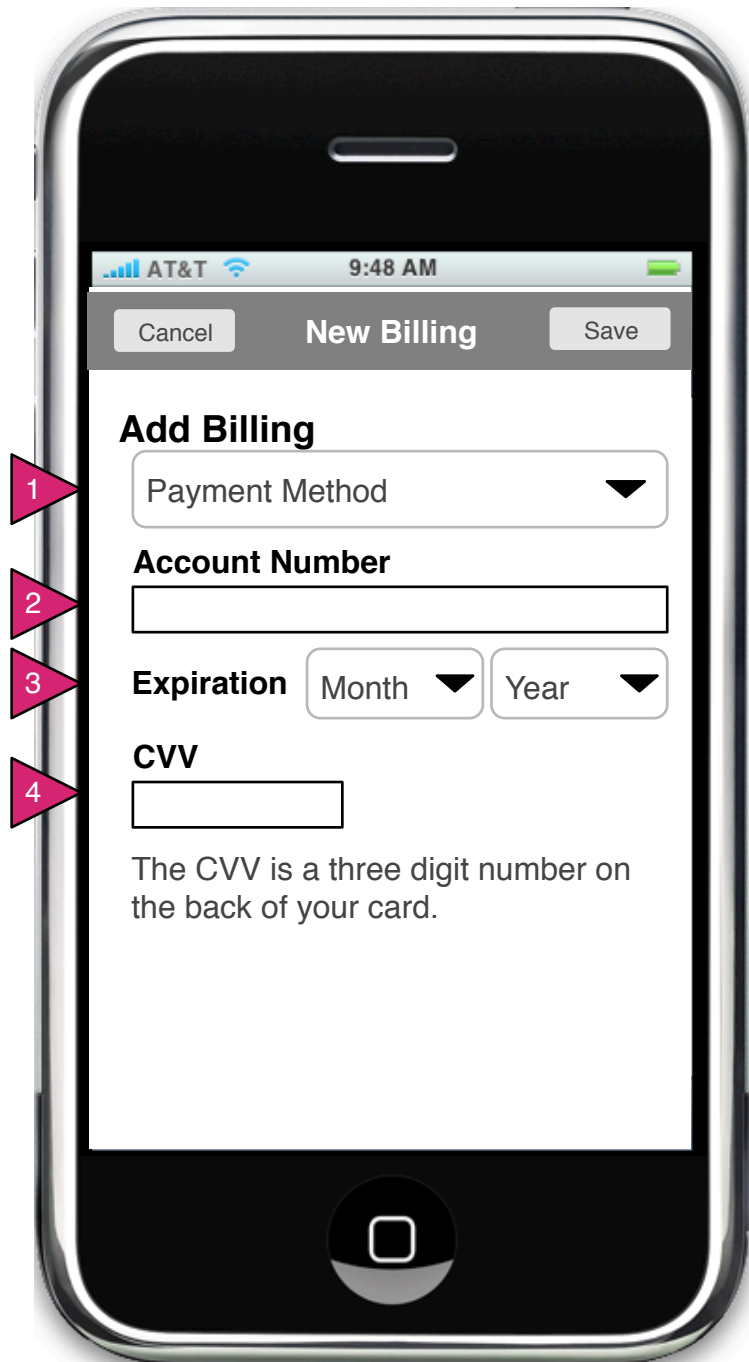
	Description	Interaction	Rules	Notes
1	HB Menu	On press HungryBuzz Quick Menu is displayed.		
2	Photo of Restaurant	On press, user goes to Restaurant View		
3	Restaurant Name	On press, user goes to Restaurant View		
4	Phone Number	On press of restaurant info a phone call to restaurant is initiated.		
5	Reiteration of Reservation	On press, user gets a dialog saying "Are you sure you want to modify this Reservation?"		
6	User name is reiterated.	N/A		
7	My Reservations	On press, user goes to My Reservations		
8	Invite	On press, user goes to invite.		
9	Share	On press, the share function is initiated		
10	Calendar	On press, user goes to their Calendaring app to save this appointment. Data is transferred automatically.		



3.0 Billing

User has clicked on Billing method to edit billing.

	Description	Interaction	Rules	Notes
1	Cancel	User returns to previous page with no changes saved.		
2	Close	User returns to previous page with changes to Billing saved.		
3	Delivery/Time	See Checkout for operation details.		
4	Payment Method	On press, payment method is considered the 'preferred' default payment method.		
5	Edit Payment Method	On swipe left or right, delete button is displayed. On press of delete, payment method is removed.		



Page Context / How I Got Here / Page Notes

3.0.S1 Add Billing

Page Context / How I Got Here / Page Notes

User has clicked on Billing method to edit billing.

	Description	Interaction	Rules	Notes
1	Payment Method selector	On press, selector showing payment methods is shown	If Paypal, form below changes. See 3.0.S1.1	
2	Account Number	On focus, keyboard is displayed and user entry is recorded here.	If credit card, numbers only. If Paypal, letters and numbers allowed.	
3	Expiration	On press, selector showing month or year is displayed respectively.		
4	CVV	On focus, keyboard is displayed and user entry is recorded here.	If credit card, numbers only. If Paypal, this field is not shown.	



Page Context / How I Got Here / Page Notes

3.0.S1.1 Add Billing (Paypal)

Page Context / How I Got Here / Page Notes

User has chosen Paypal as new payment method.

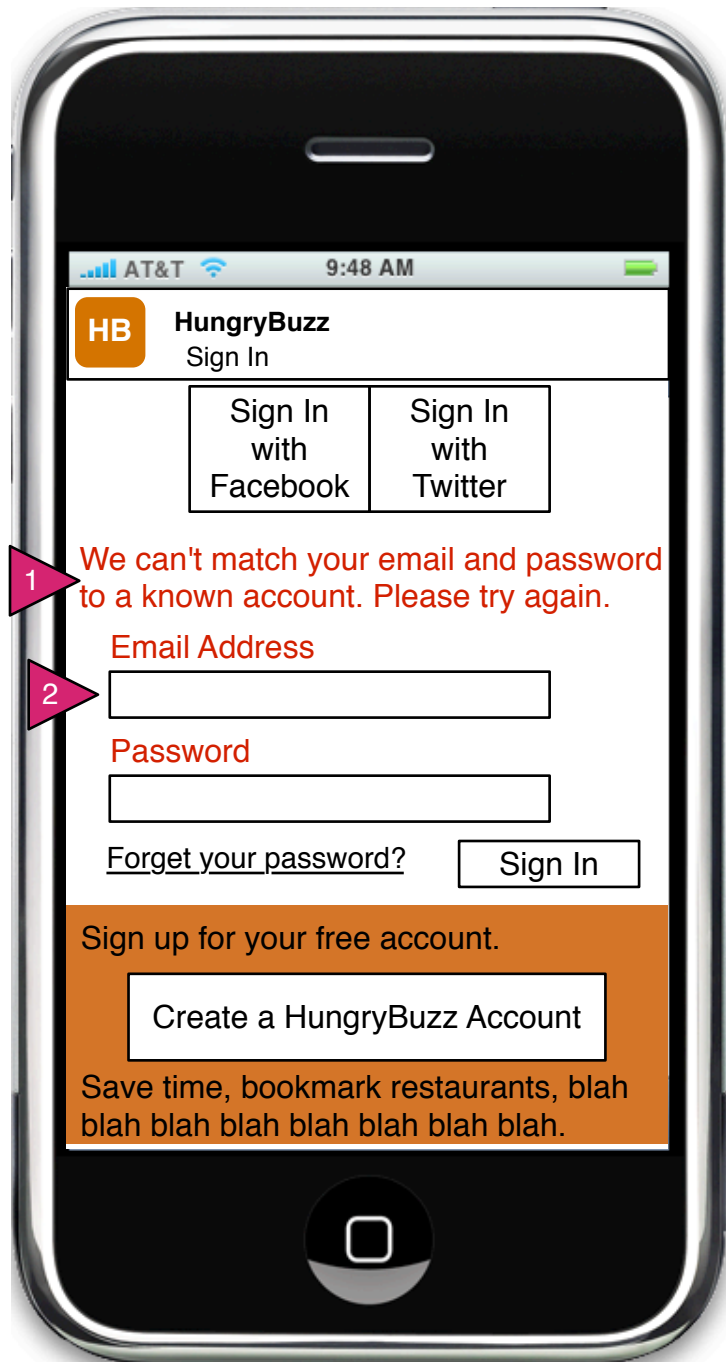
	Description	Interaction	Rules	Notes
1	Payment Method selector	On press, selector showing payment methods is shown	.	
2	Email or Paypal User Name	On focus, keyboard is displayed and user entry is recorded here.		
3	Password	On focus, keyboard is displayed and user entry is recorded here.		
4	Save	On press, paypal information is validated. If invalid, user returns here. If valid, new payment method is listed in 3.0 Billing.	If credit card, numbers only. If Paypal, this field is not shown.	



5.0 Sign In

User has dragged down the Sign In pane.

	Description	Interaction	Rules	Notes
1	Sign in w/FB	On press, user screen is 5.1 Sign In w/FB		
2	Sign in w/Twitter	On press, user screen is 5.2 Sign in w/Twitter		
3	Sign in form	On focus, keyboard is shown and data entry allowed.		
4	Forgot your password?	On press, user is taken to 5.0.2 Reset Password		
5	Sign In	On press, sign in form is validated and user is either signed in or an error is thrown.		
6	Create HungryBuzz Acct.	On press, user is taken to 5.3 Create Acct.		
7	Sign In thumb bar	On drag up, user is returned to previous screen		



Page Context / How I Got Here / Page Notes

5.0.1 Sign In Error

Page Context / How I Got Here / Page Notes

Sign in via email failed.

	Description	Interaction	Rules	Notes
1	Message is red to alert user.	None.	Error message should be as specific as possible without compromising security.	
2	Labels are red.	None.	N/A	



Page Context / How I Got Here / Page Notes

5.0.2 Reset Password

Page Context / How I Got Here / Page Notes

User has chosen "Forget your password?" on login page.

	Description	Interaction	Rules	Notes
1	Email Address	On focus, keyboard is revealed.	Must include an @ and a top level domain	
2	Reset Password button	On press, field is validated and reset password function is initiated.		
3	Sign in with FB or Twitter	On press, sign in with FB or Twitter is initiated.		If user initiates FB or Twitter sign in, their email address should be checked against the current user database and the accounts should be joined if there is a match.



Page Context / How I Got Here / Page Notes

5.0.3 Reset Password Response

Page Context / How I Got Here / Page Notes

User has completed the Reset Password form.

	Description	Interaction	Rules	Notes
1	Sign in form.	Same as regular sign in form.	On completion of the Reset Password form, this screen is displayed.	If user quits app., on re-open, the user is shown 0.0 Opening Screen.



Page Context / How I Got Here / Page Notes

5.1 Sign In via Facebook

Page Context / How I Got Here / Page Notes

User has clicked on Sign in via Facebook

	Description	Interaction	Rules	Notes
1	FB content.	Space is given over to FB to allow them to handle login, confirmation.		If FB does not include a Cancel button, one should be attached to close this space and return user to 5.0



Page Context / How I Got Here / Page Notes

5.1.0.1 Sign In via Facebook, Error

Page Context / How I Got Here / Page Notes

Error with FB login or connection.

	Description	Interaction	Rules	Notes
1	Error message	On cancel, FB connection is closed and user is sent to 5.0. On Try Again user goes to 5.1.	FB errors should be handled by FB, use this screen only if there is a communication error or non-recoverable error.	



Page Context / How I Got Here / Page Notes

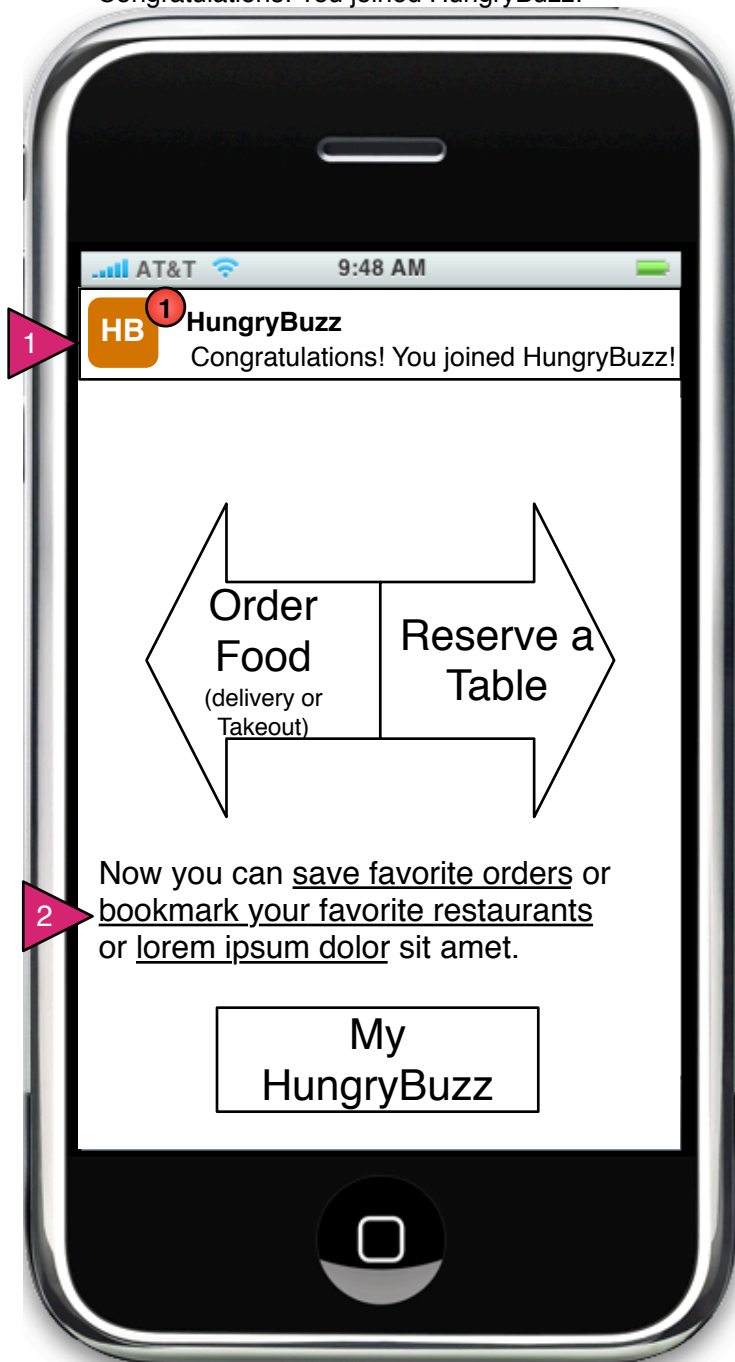
5.1.2 Allow Facebook Access

Page Context / How I Got Here / Page Notes

User has signed in via FB and is now asked to allow access.

	Description	Interaction	Rules	Notes
1	FB content.	Space is given over to FB to allow them to handle login, confirmation.		If FB does not include a Cancel button, one should be attached to close this space and return user to 5.0

Congratulations! You joined HungryBuzz!



Page Context / How I Got Here / Page Notes

5.1.3 Confirmation (Facebook)

Page Context / How I Got Here / Page Notes

On completion of login via FB, user is brought back to 0.0 with an alert letting them know they have joined HB.

	Description	Interaction	Rules	Notes
1	Alert message	None	User is sent an alert that they have joined HB.	
2	Options text	on click user initiates feature being touted.	If user is new, some of the services available to members are advertised here.	



Page Context / How I Got Here / Page Notes

5.2 Sign In via Twitter

Page Context / How I Got Here / Page Notes

User has chosen to sign in via Twitter.

	Description	Interaction	Rules	Notes
1	Twitter content	Space is given over to Twitter to allow them to handle login, confirmation.		If Twitter does not include a Cancel button, one should be attached to close this space and return user to 5.0



Page Context / How I Got Here / Page Notes

5.2.0.1 Sign In via Twitter Error

Page Context / How I Got Here / Page Notes

An unrecoverable error has occurred while signing in to Twitter.

	Description	Interaction	Rules	Notes
1	Error message	On cancel, Twitter connection is closed and user is sent to 5.0. On Try Again user goes to 5.1.	Twitter errors should be handled by Twitter, use this screen only if there is a communication error or non-recoverable error.	



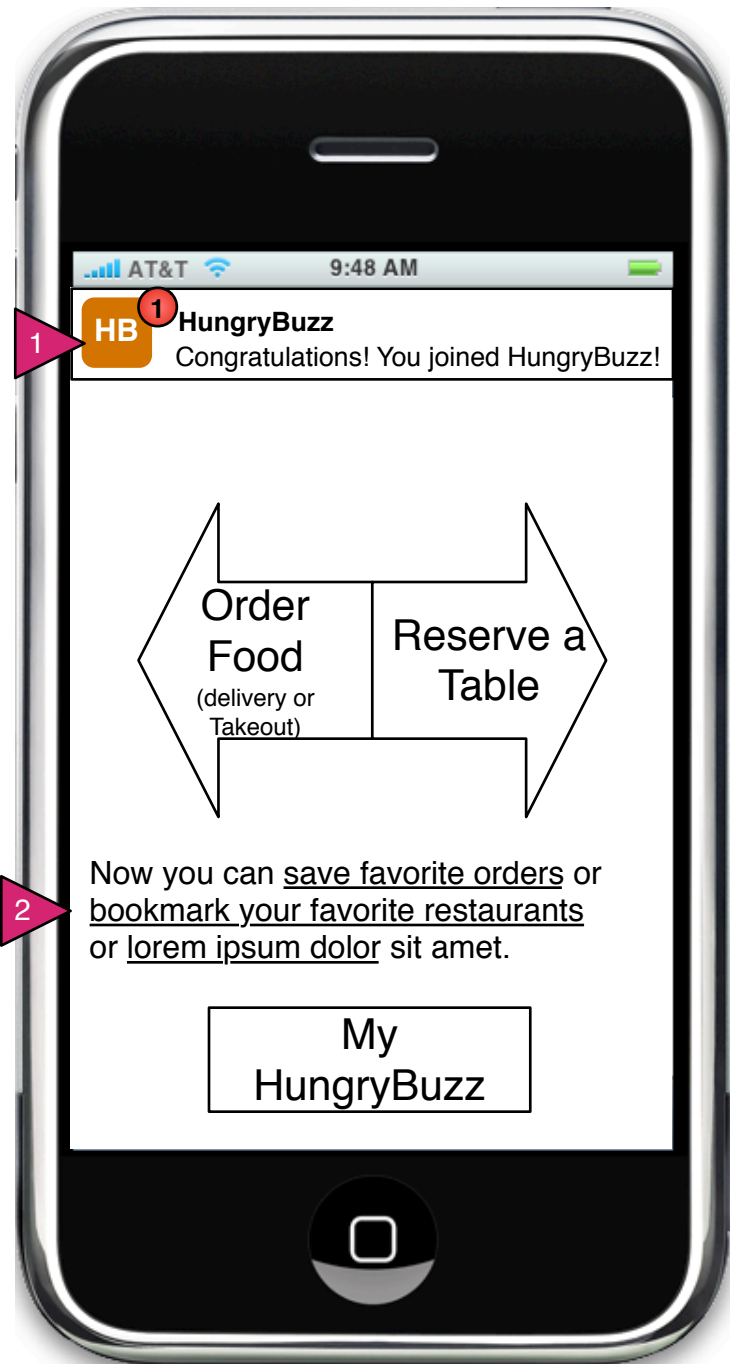
Page Context / How I Got Here / Page Notes

5.2.2 Allow Twitter Access

Page Context / How I Got Here / Page Notes

User is given opportunity to allow Twitter access to app and vice versa.

	Description	Interaction	Rules	Notes
1	Twitter content.	Space is given over to Twitter to get user to allow access.		If Twitter does not include a Cancel button, one should be attached to close this space and return user to 5.0



Page Context / How I Got Here / Page Notes

5.2.3 Confirmation (Twitter)

Page Context / How I Got Here / Page Notes

User has created account via Twitter. User is sent to opening screen with messages.

	Description	Interaction	Rules	Notes
1	Alert message	None	User is sent an alert that they have joined HB.	
2	Options text	on click user initiates feature being touted.	If user is new, some of the services available to members are advertised here.	



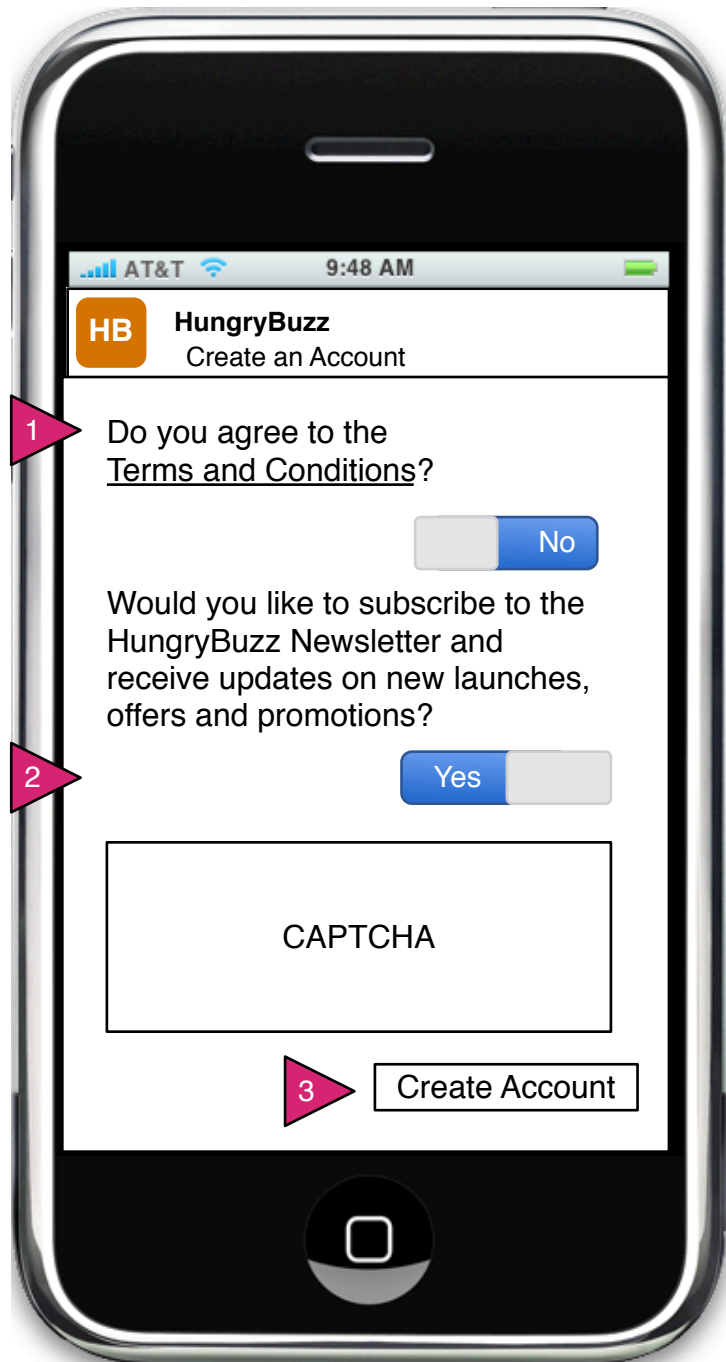
Page Context / How I Got Here / Page Notes

5.3.1 Create Account

Page Context / How I Got Here / Page Notes

User has chosen create account via email.

	Description	Interaction	Rules	Notes
1	Facebook and Twitter buttons	On press, user is taken to sign in/create account via FB/Twitter.		This is assuming we are pushing FB/Twitter. If not, remove these buttons.
2	Form	Each form element operates as its OS dictates.		
3	Continuation	User can scroll down to continue form (next diagram).		



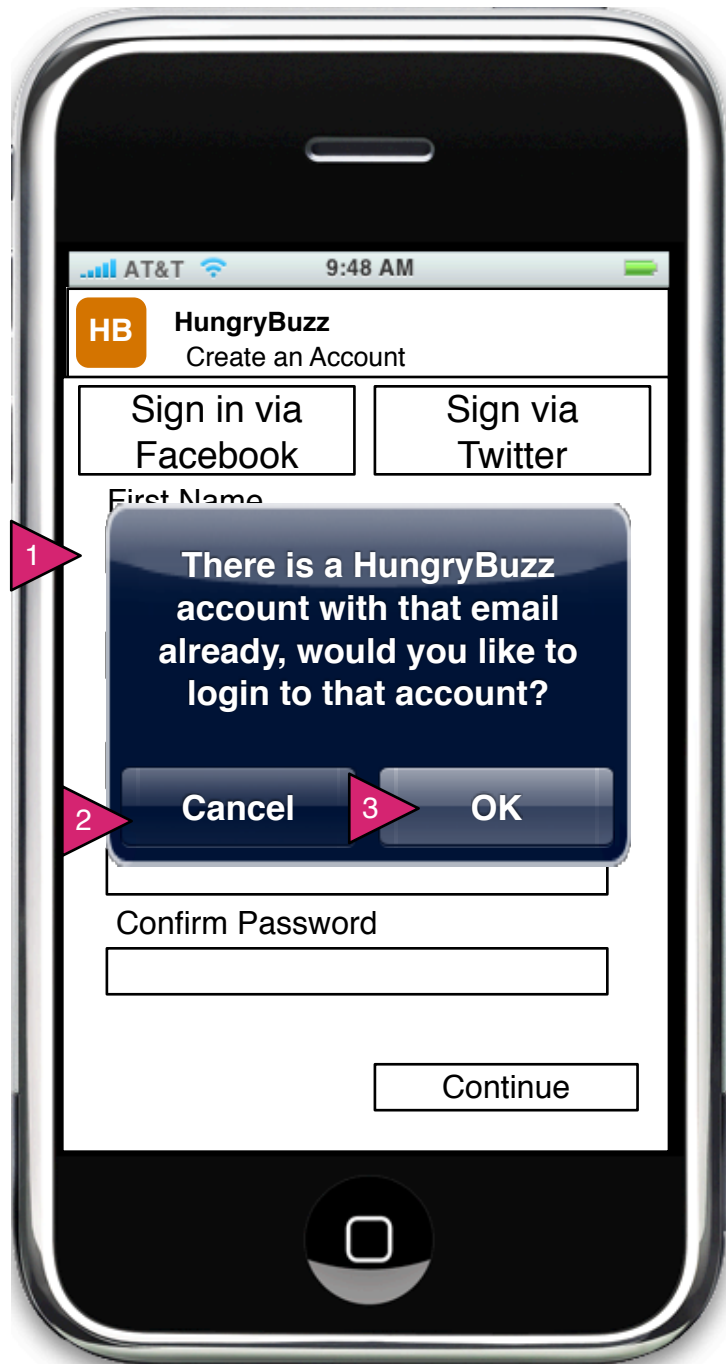
Page Context / How I Got Here / Page Notes

5.3.1 Create Account (continued)

Page Context / How I Got Here / Page Notes

User has chosen create account via email (continued)

	Description	Interaction	Rules	Notes
1	Terms and Conditions switch	On press or swipe, switch changes from No to Yes and vice versa.	Set to No by default to ensure an action is taken by the user.	Terms and Conditions can be handled via a popup with scrolling.
2	Subscribe Text and switch	On press or swipe, switch changes from No to Yes and vice versa.	By default the subscribe switch is set to Yes.	
3	Create Account button	On press, account is created, user is taken to opening screen with messages.		



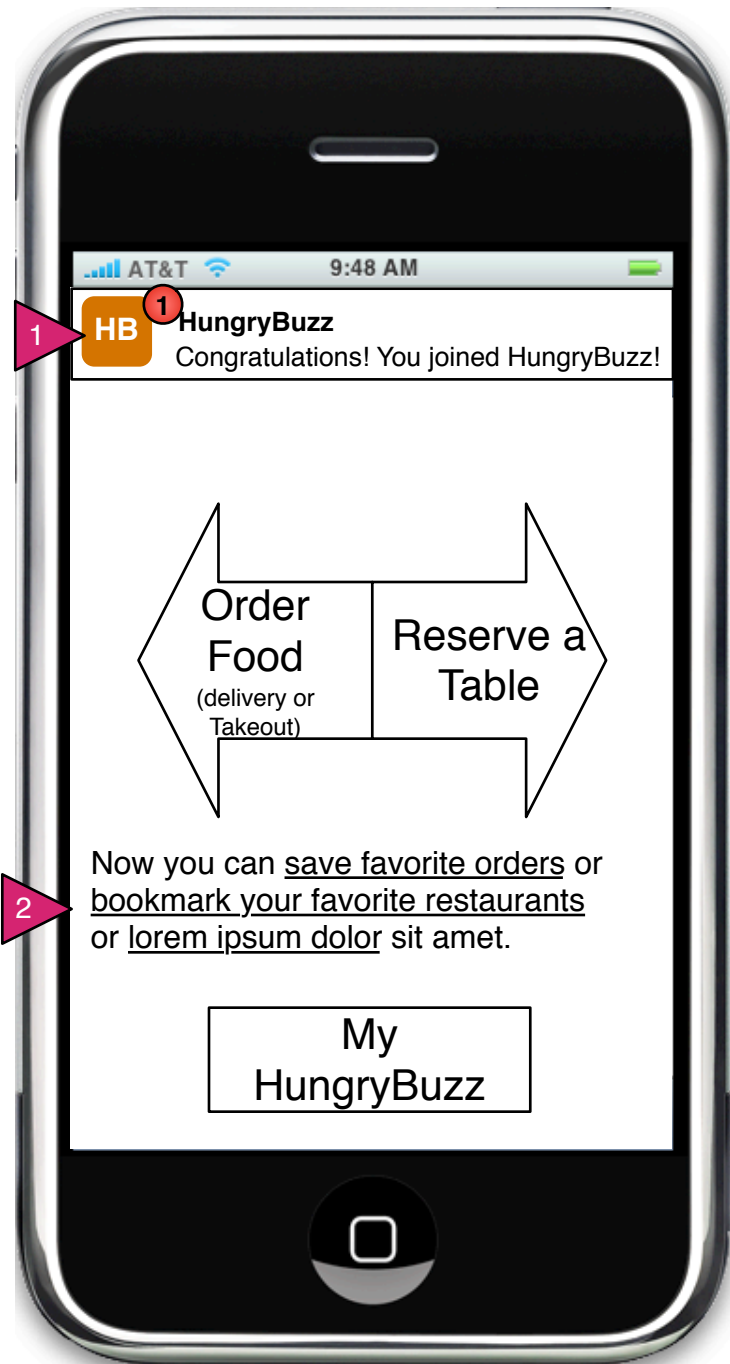
Page Context / How I Got Here / Page Notes

5.3.1.1 Duplicate Account

Page Context / How I Got Here / Page Notes

User has entered an email address already in the system.

	Description	Interaction	Rules	Notes
1	Warning Message	N/A		
2	Cancel Button	On press of Cancel, the dialog is dismissed and the user is returned to the form with entered email address deleted.		
3	OK Button	On press, user is taken to sign in screen.		



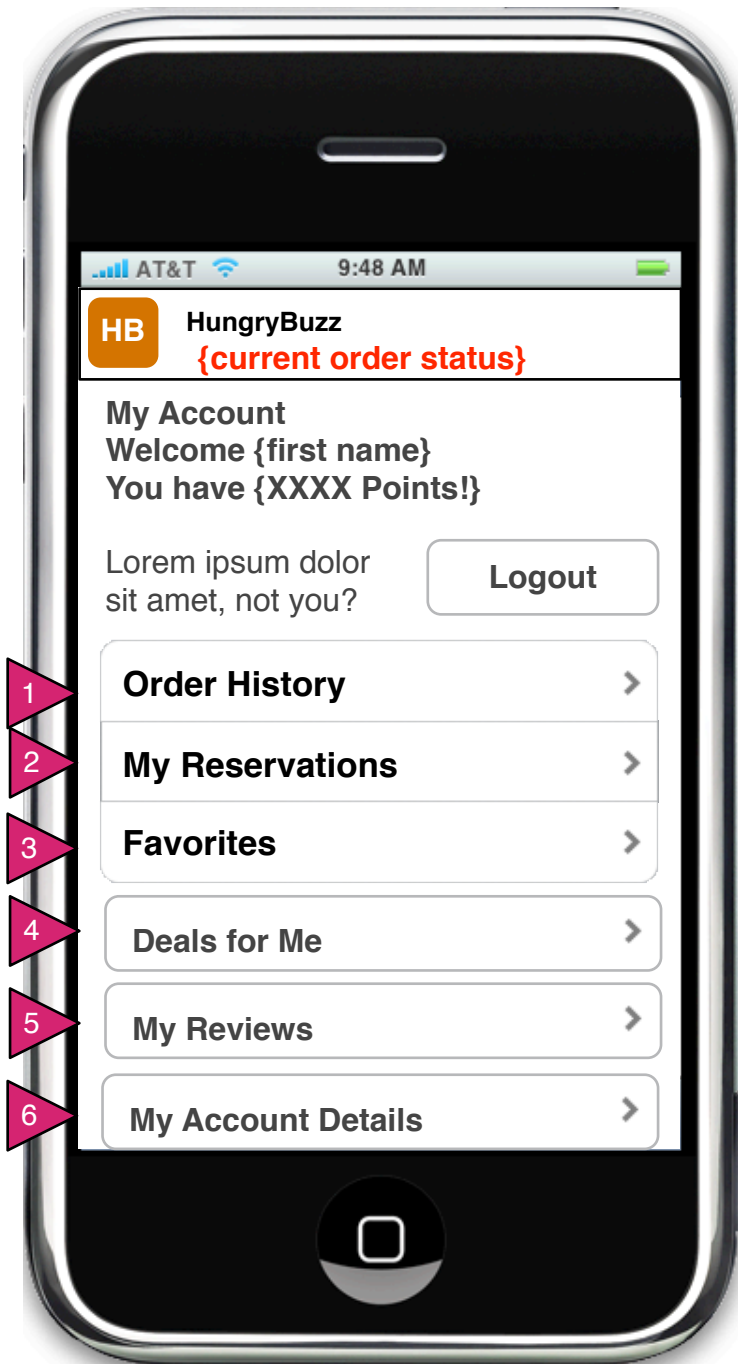
Page Context / How I Got Here / Page Notes

5.3.2 Confirmation

Page Context / How I Got Here / Page Notes

User has created an account via e-mail and is returned to home page with messages.

	Description	Interaction	Rules	Notes
1	Alert message	None	User is sent an alert that they have joined HB.	
2	Options text	on click user initiates feature being touted.	If user is new, some of the services available to members are advertised here.	



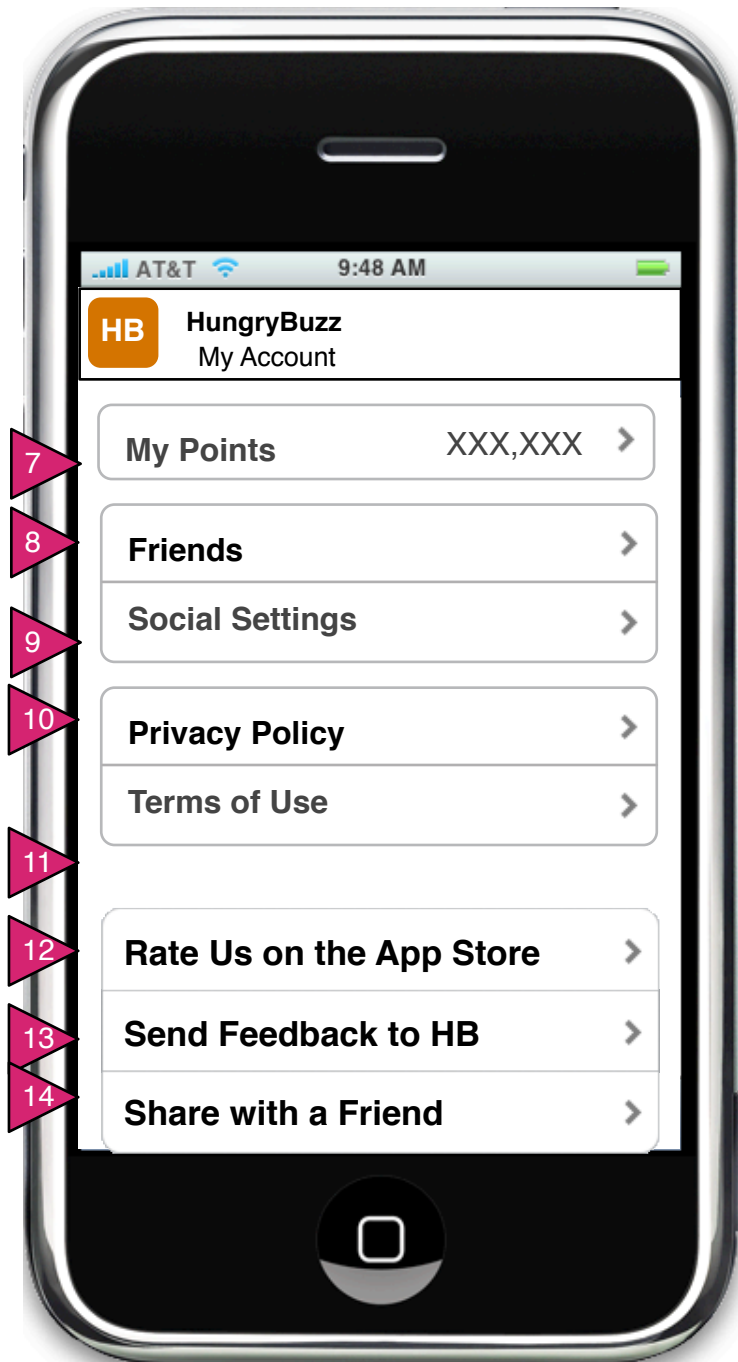
Page Context / How I Got Here / Page Notes

6.0 My Account

Page Context / How I Got Here / Page Notes

User has clicked on Setup Repeat Order.

	Description	Interaction	Rules	Notes
1	Order History	On press or swipe, user goes to Order History		
2	My Reservations	On press or swipe, user goes to My Reservations		
3	Favorites	On press or swipe, user goes to Favorites		
4	Deals for Me	On press or swipe, user goes to Deals		
5	Account Basics	On press or swipe, user goes to My Reviews.		
6	My Reviews	On press or swipe, user goes to Account Details		



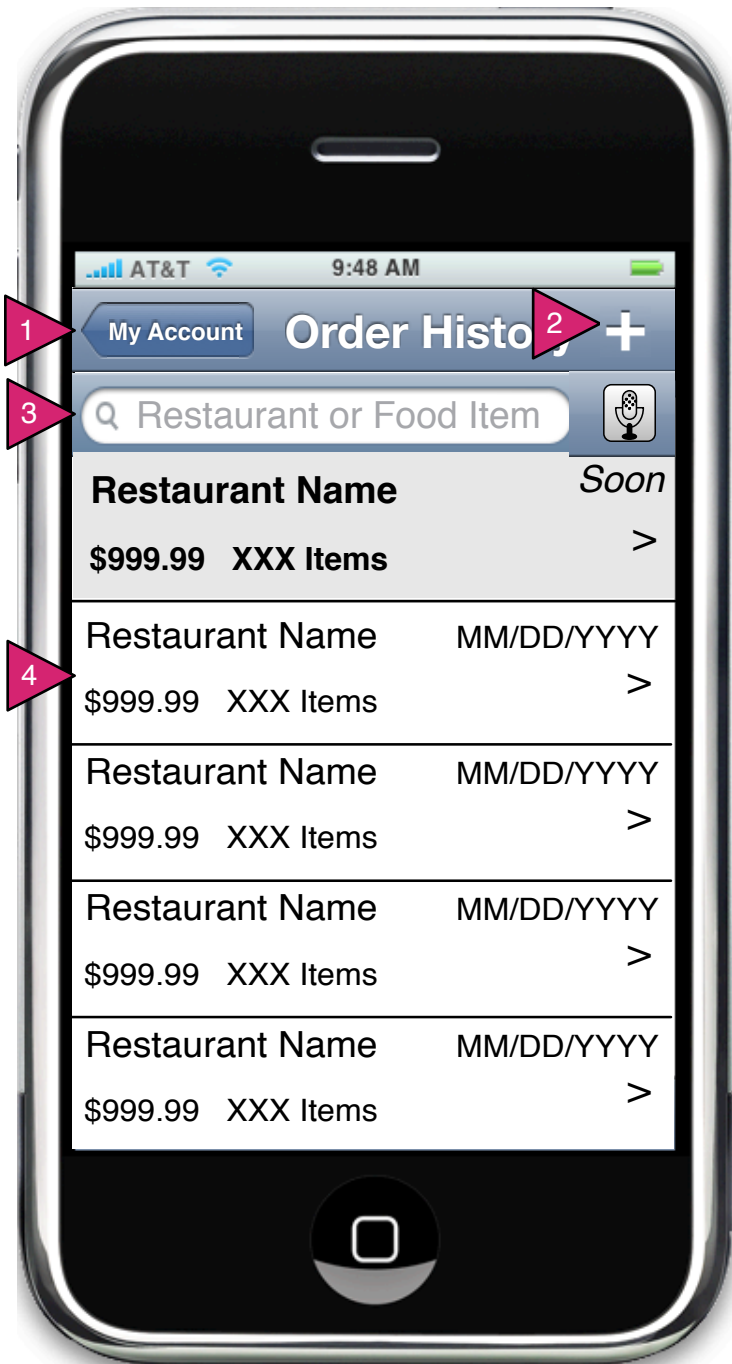
Page Context / How I Got Here / Page Notes

6.0 My Account (continued)

Page Context / How I Got Here / Page Notes

User has clicked on Setup Repeat Order.

	Description	Interaction	Rules	Notes
7	Friends	On press, user goes to Edit Friends		
8	Friends	On press, user goes to Edit Friends		
9	Social Settings	On press, user goes to Social Settings		
10	Privacy Policy	On press, Privacy Policy is displayed in scrollable sheet.		
11	Terms of Use	On press, Terms of Use are displayed in scrollable sheet.		
12	Rate Us on the App Store	On press, user is taken to rating for app in App Store (out of this app)		
13	Send Feedback to HB	On press, user is shown a feedback form sheet.		
14	Share with a Friend	On press, user is taken to Share with a Friend		



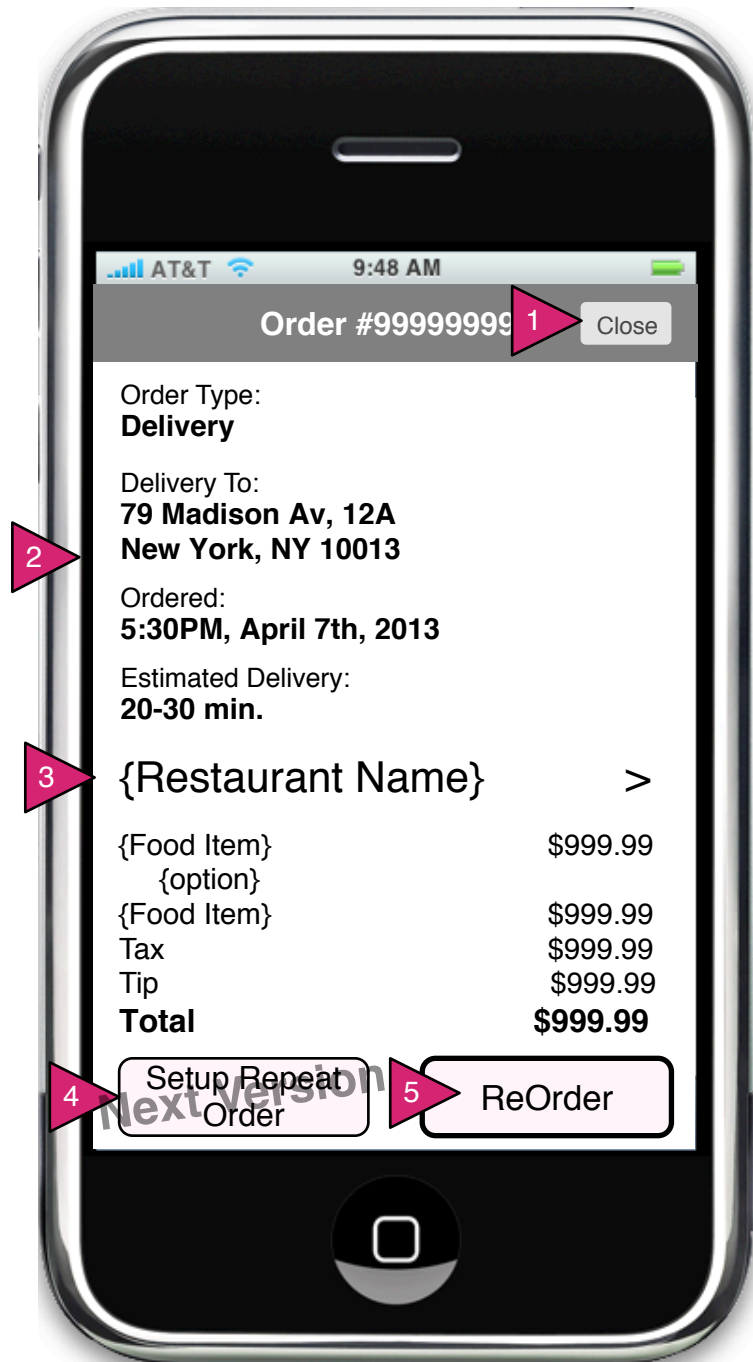
Page Context / How I Got Here / Page Notes

6.1 Order History

Page Context / How I Got Here / Page Notes

User has pressed on Order History

	Description	Interaction	Rules	Notes
1	My Account button	On press, user goes to My Account.		
2	+ button	On press, a new order is initiated and user goes to restaurant search or restaurant list.		
3	Search	On focus, keyboard is displayed and user is allowed to search for restaurants or food items in their order history.		
4	Order object	On press, user goes to Order Details.		



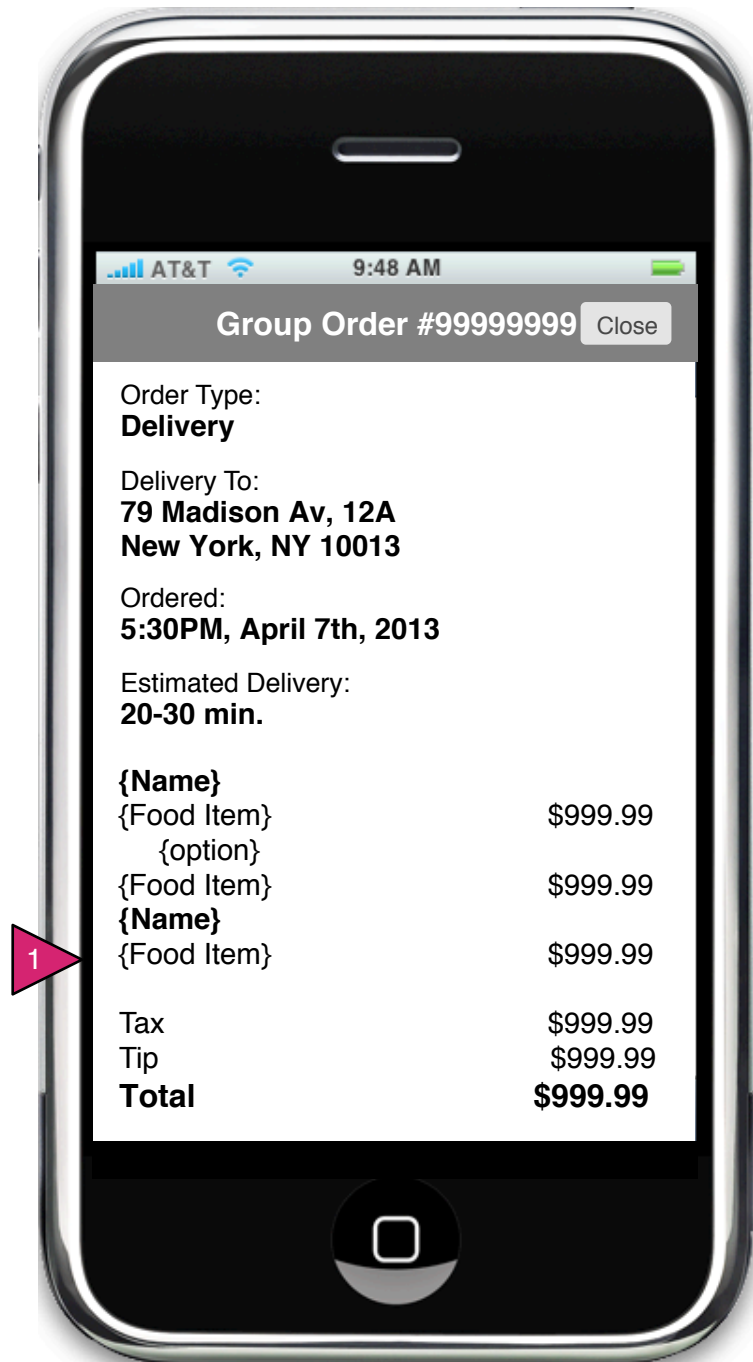
Page Context / How I Got Here / Page Notes

6.1.1 Order Details

Page Context / How I Got Here / Page Notes

User has pressed on a specific order in Order History.

	Description	Interaction	Rules	Notes
1	Close	On press, this order animated downward and user returns to Order History.		
2	Order details	N/A		
3	Restaurant Name	On press, user goes to Restaurant page		
4	Setup Repeat Order	On press, user goes to Setup Repeat Order.		
5	Re-Order	On press, items in old order are entered into a new order and user is taken to Checkout		



Page Context / How I Got Here / Page Notes

6.1.1.v1 Group Order Detail

Page Context / How I Got Here / Page Notes

Organizer of a group order has selected a group order from his/her list of past orders.

	Description	Interaction	Rules	Notes
1	Summary with Names	Each food item in order is listed under the name of the person who ordered that food item.		



Page Context / How I Got Here / Page Notes

6.1.2 Setup Repeat Order

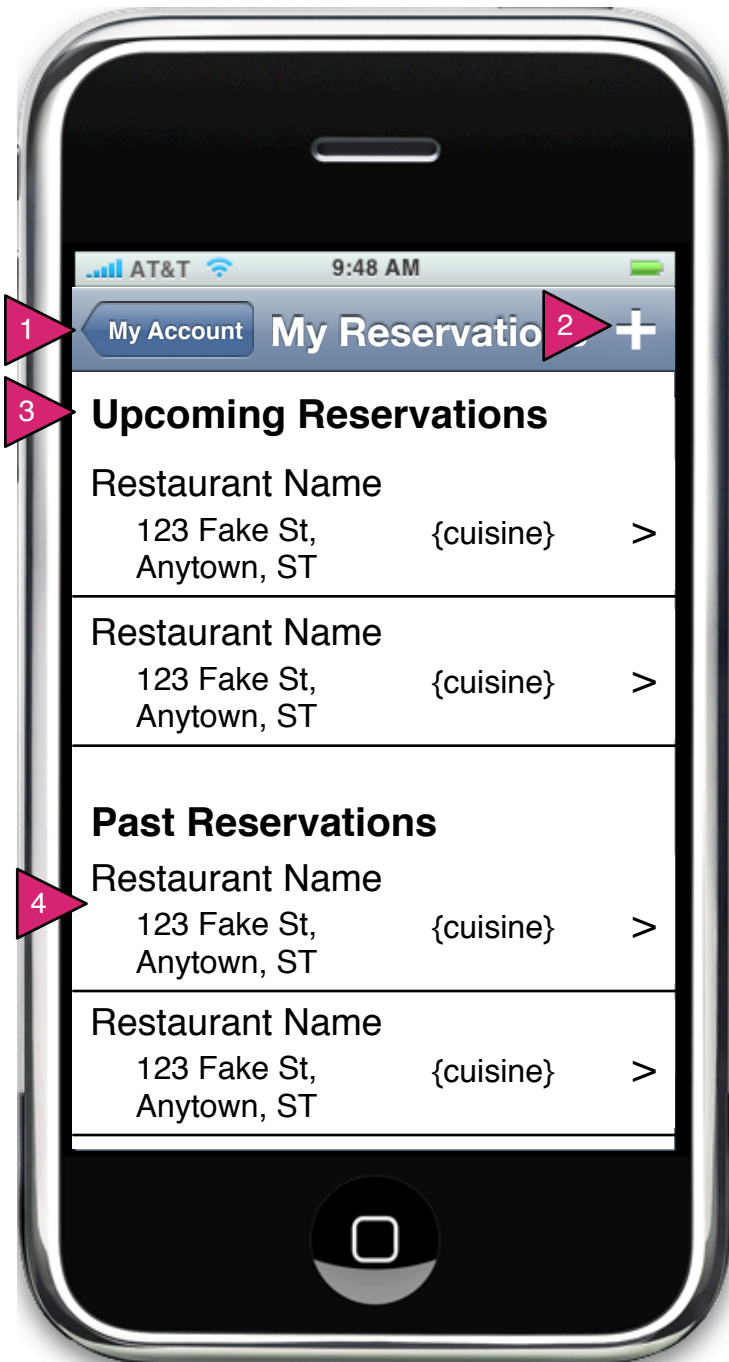
Page Context / How I Got Here / Page Notes

User has clicked on Setup Repeat Order.

	Description	Interaction	Rules	Notes
1	Cancel	On press, sheet is removed, nothing is scheduled.		
2	Save	On press, schedule is saved		
3	Repeat selector	On press, repeat list is shown.		
4	Time selector	On press time selector is shown.		
5	Delivery Address	On press, user is shown Location Sheet		
6	Billing	On select, billing options are shown, including new billing option and "Ask each time."		

Repeat options:

- Every Day
- Every Other Day
- Every Workday
- Every Monday
- Every Tuesday
- Every Wednesday
- Every Thursday
- Every Friday
- Every Saturday
- Every Sunday
- Every Other Week ({This day of week})
- Every Month



Page Context / How I Got Here / Page Notes

6.2 My Reservations

Page Context / How I Got Here / Page Notes

User has pressed on My Reservations in his/her account screen.

	Description	Interaction	Rules	Notes
1	My Account	On press, user goes to My Account		
2	+ button	On press, user begins Reservation flow.		
3	Upcoming Reservations	On press, user goes to Reservation Detail.	Reservations which have not occurred yet are listed first.	
4	Past Reservations	On press, user goes to Reservation Detail.		



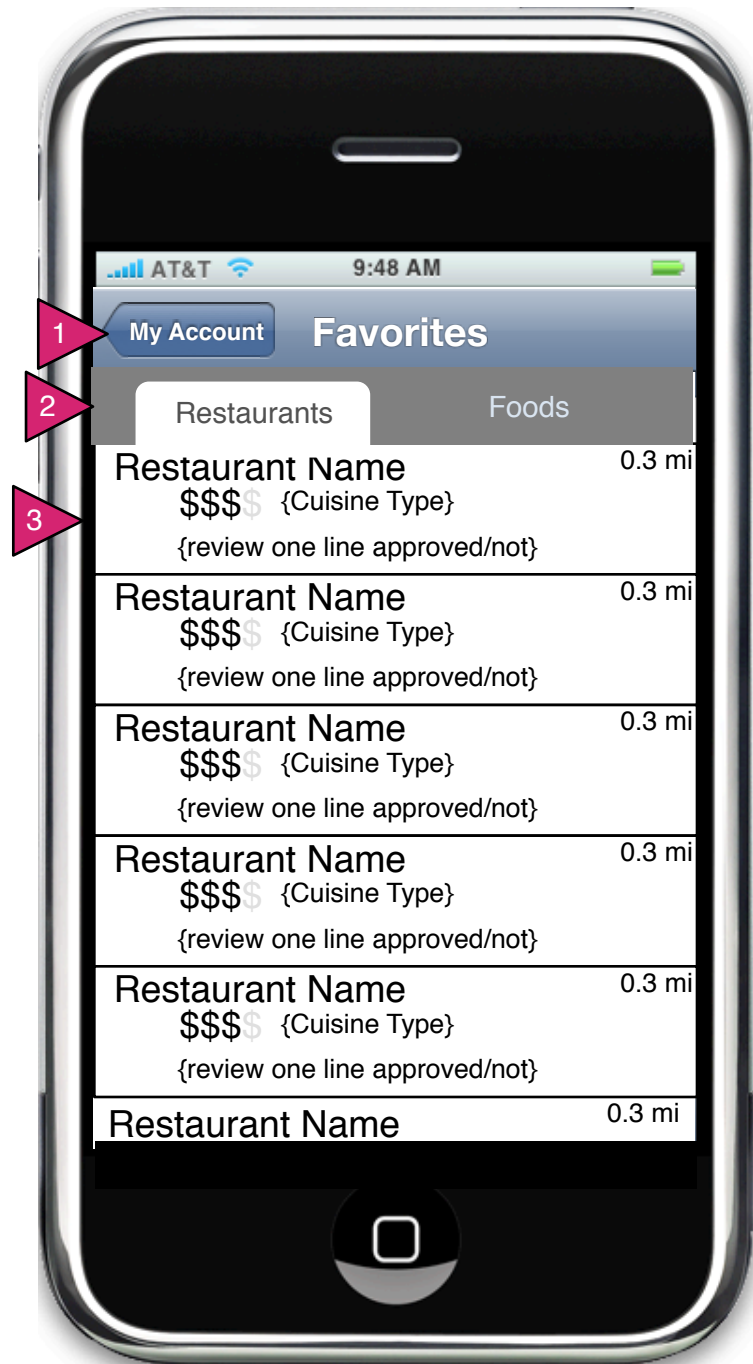
Page Context / How I Got Here / Page Notes

6.2.1 Reservation Detail

Page Context / How I Got Here / Page Notes

User has pressed on a specific reservation in the My Reservation page.

	Description	Interaction	Rules	Notes
1	Close	On press, user returns to My Reservations.		
2	Photo	N/A	If available	
3	Restaurant Detail	On press, user goes to Restaurant View		
4	Reservation Date and Time	On press, user goes to Confirm Reservation for adjustment of reservation.	If the reservation is in the future, this section is a active. If the reservation is in the past, it is inactive text.	
5	Invite People	On press, user goes to Invite Friends.	This button appears only if reservation is in the future.	
6	Review	On press, user is shown Write Review.	This button only appears if the reservation is in the past.	
6	Share button	On press, user is shown share menu.		



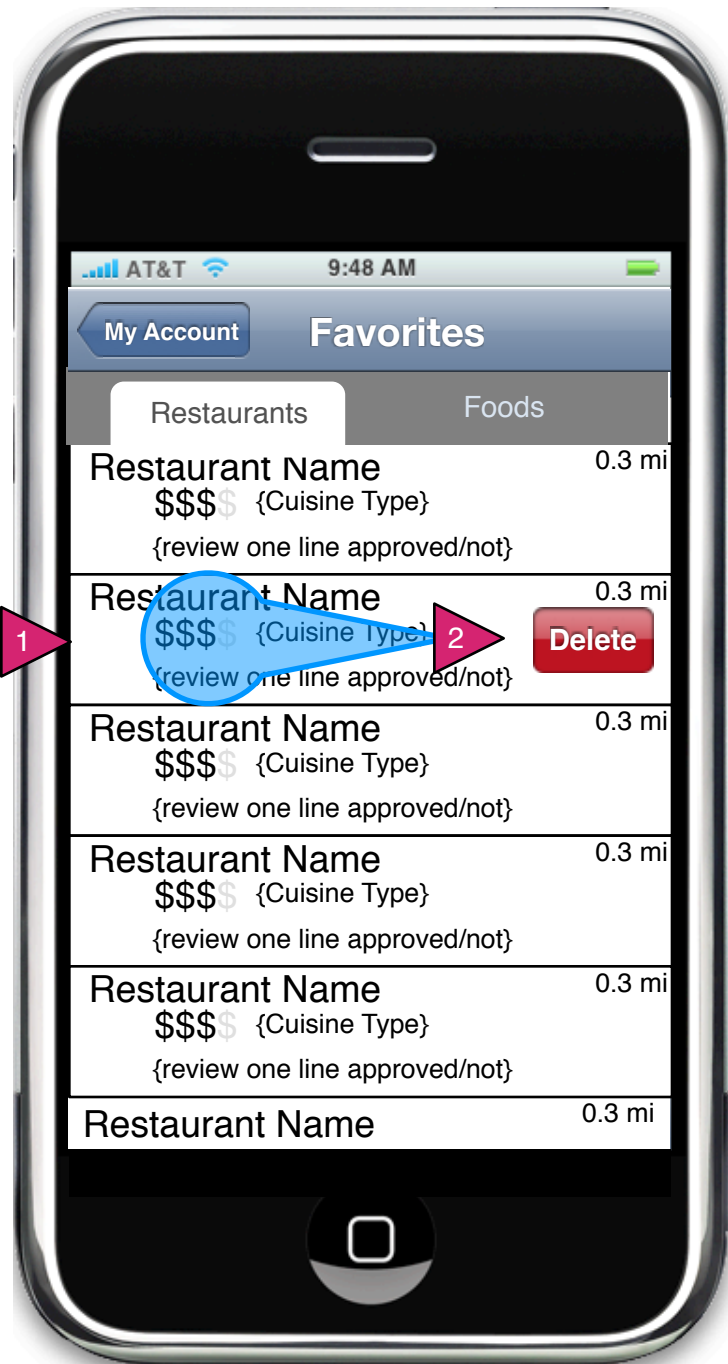
Page Context / How I Got Here / Page Notes

6.3 Favorites

Page Context / How I Got Here / Page Notes

User has chosen Favorite Restaurants

	Description	Interaction	Rules	Notes
1	My Account	On press user returns to My Account		
2	Restaurants/ Foods	On press, the respective restaurants in each category are listed below.		
3	Restaurant object	On press, user goes to the Restaurant Detail page.		



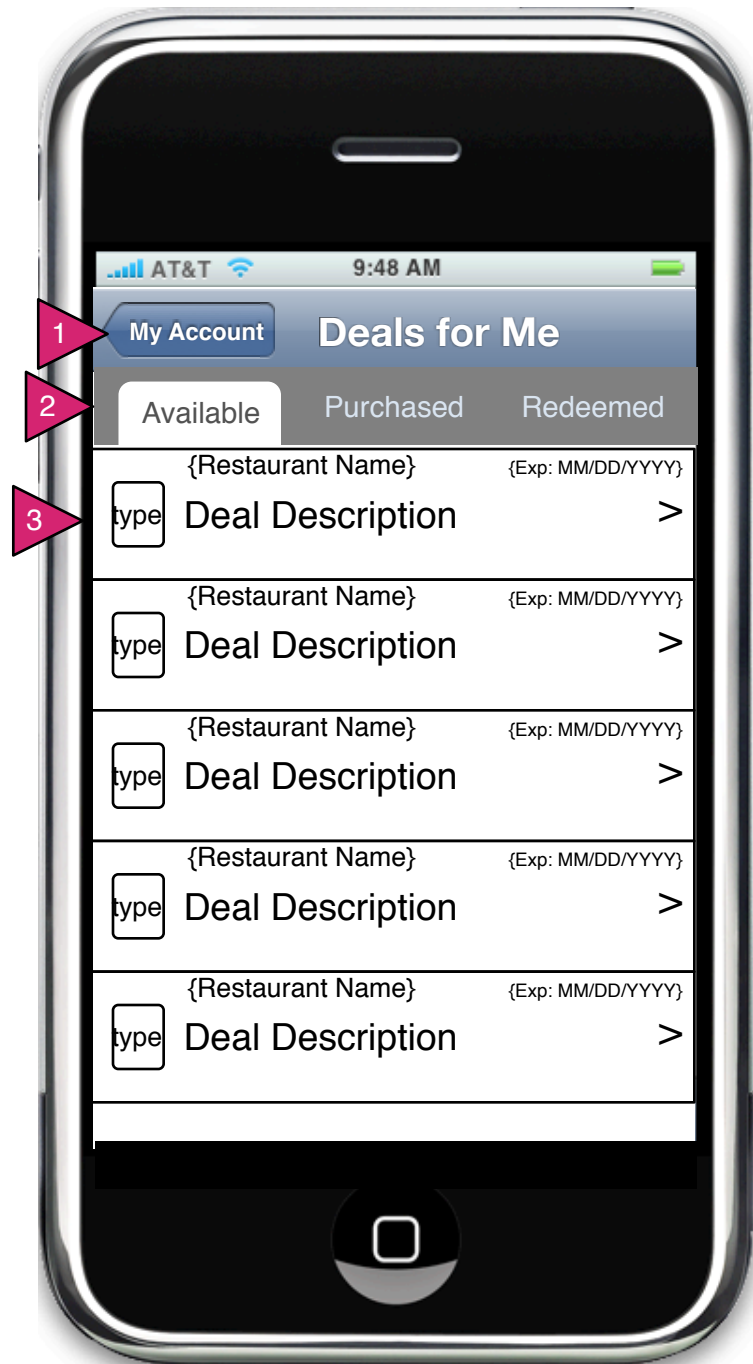
Page Context / How I Got Here / Page Notes

6.3 Edit Favorites

Page Context / How I Got Here / Page Notes

User is on Favorite Restaurants and is editing them.

	Description	Interaction	Rules	Notes
1	Swipe	On swipe over restaurant the delete button is shown		
2	Delete button	On press, restaurant is removed from this list.		



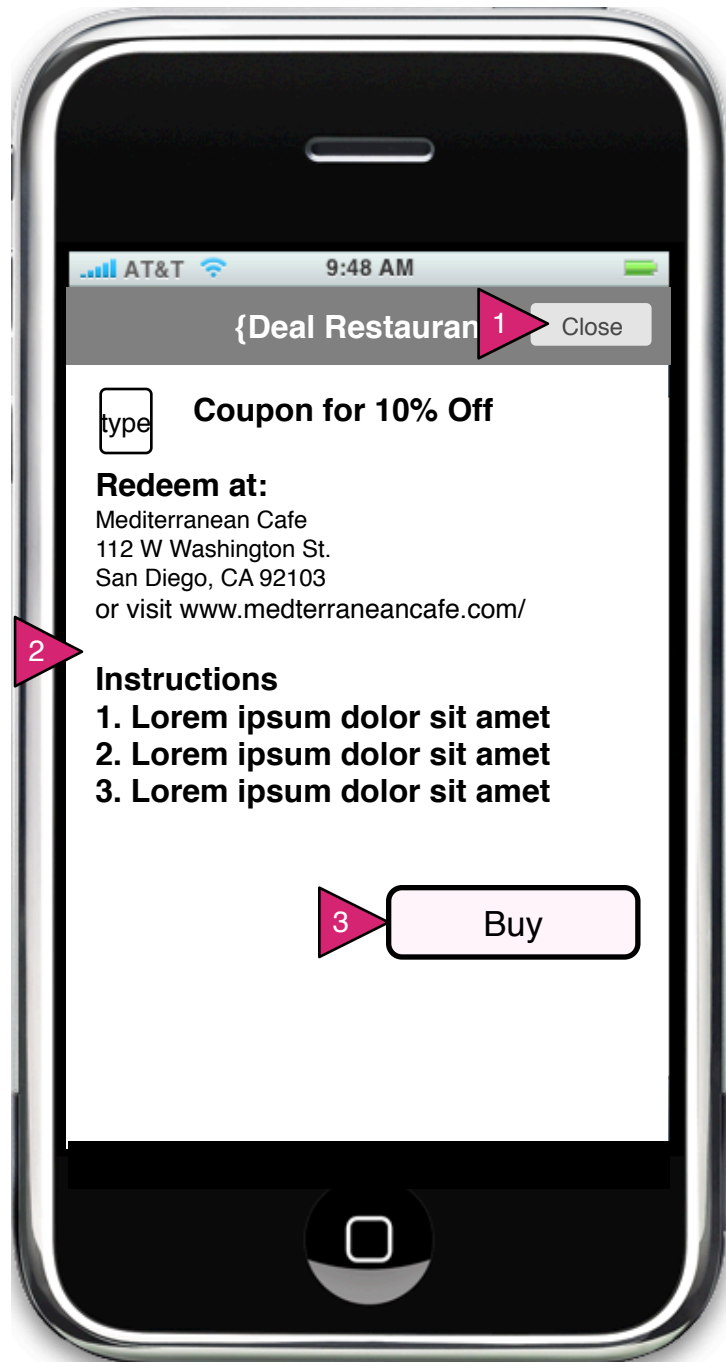
Page Context / How I Got Here / Page Notes

6.4 Deals for Me

Page Context / How I Got Here / Page Notes

User has chosen Deals for Me in My Account

	Description	Interaction	Rules	Notes
1	My Account	On press user returns to My Account		
2	Available/ Purchased/ Redeemed	On press, the respective deals in each category are listed below.		
3	Deal Object	On press, user goes to the Specific Deal or Purchased Deal page.		Icon shows if it is a coupon or a purchasable deal.



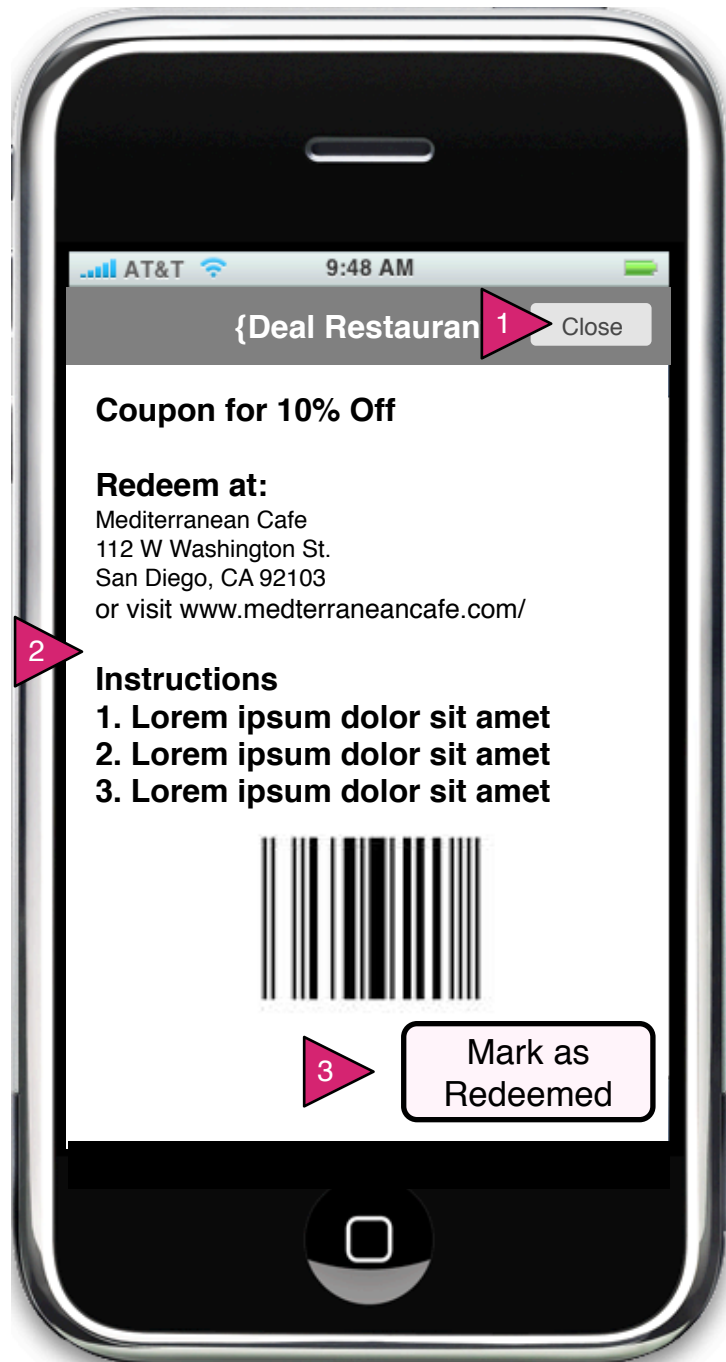
Page Context / How I Got Here / Page Notes

6.4.1 Specific Deal

Page Context / How I Got Here / Page Notes

User has selected a specific deal on Deals for Me

	Description	Interaction	Rules	Notes
1	Close	On press, deal is removed and user returns to previous page.		
2	Deal Details	N/A		
3	Buy	On press, user goes to Checkout with discount as item.		



Page Context / How I Got Here / Page Notes

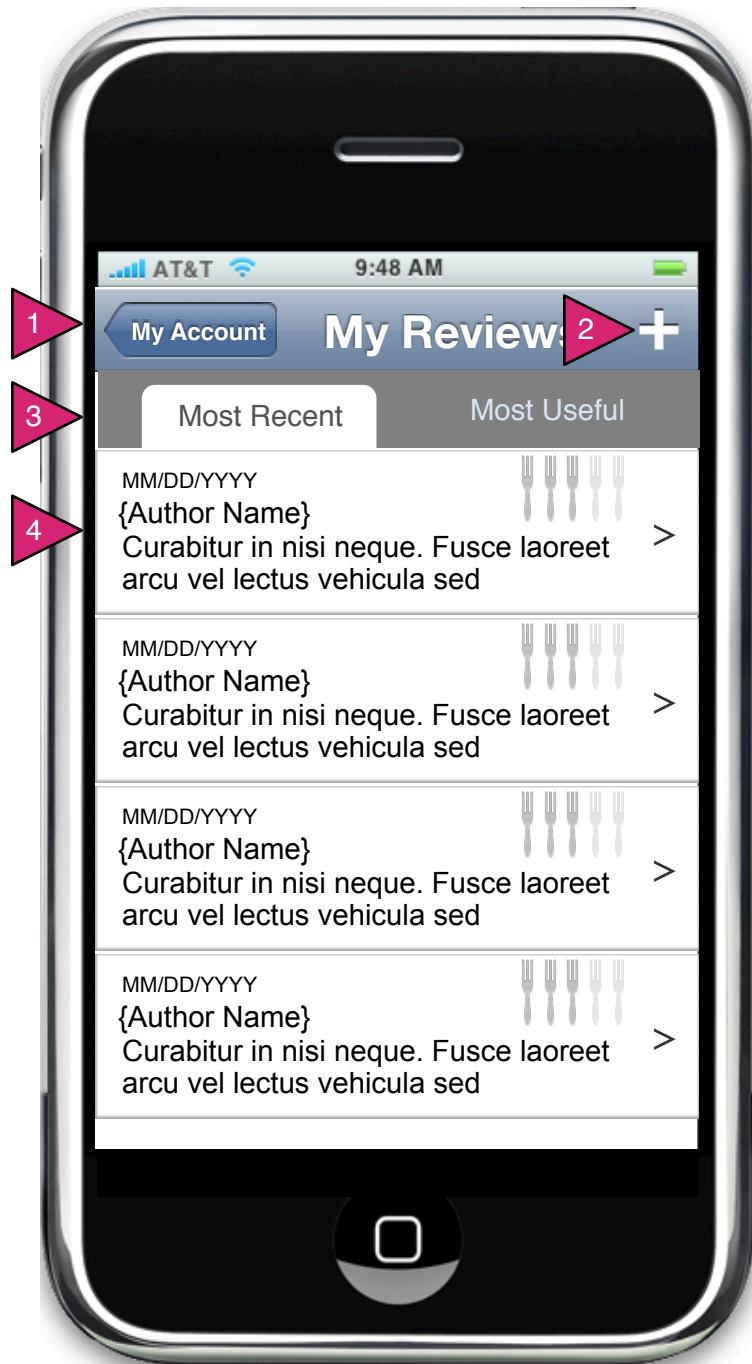
6.4.2 Purchased Deal

Page Context / How I Got Here / Page Notes

User has purchased a deal and selected that deal in Deals for Me

	Description	Interaction	Rules	Notes
1	Close	On press, deal is removed and user returns to previous page.		
2	Deal Details	N/A		
3	Mark as Redeemed	On press, button is removed, deal is marked as removed and UPC code or other device is revealed for restauranteur to scan.		

Mark as Redeemed is a convenience for the user. If possible, when the user logs in, the redeemed coupons should automatically be marked as redeemed and moved from the Purchased to the Redeemed list.



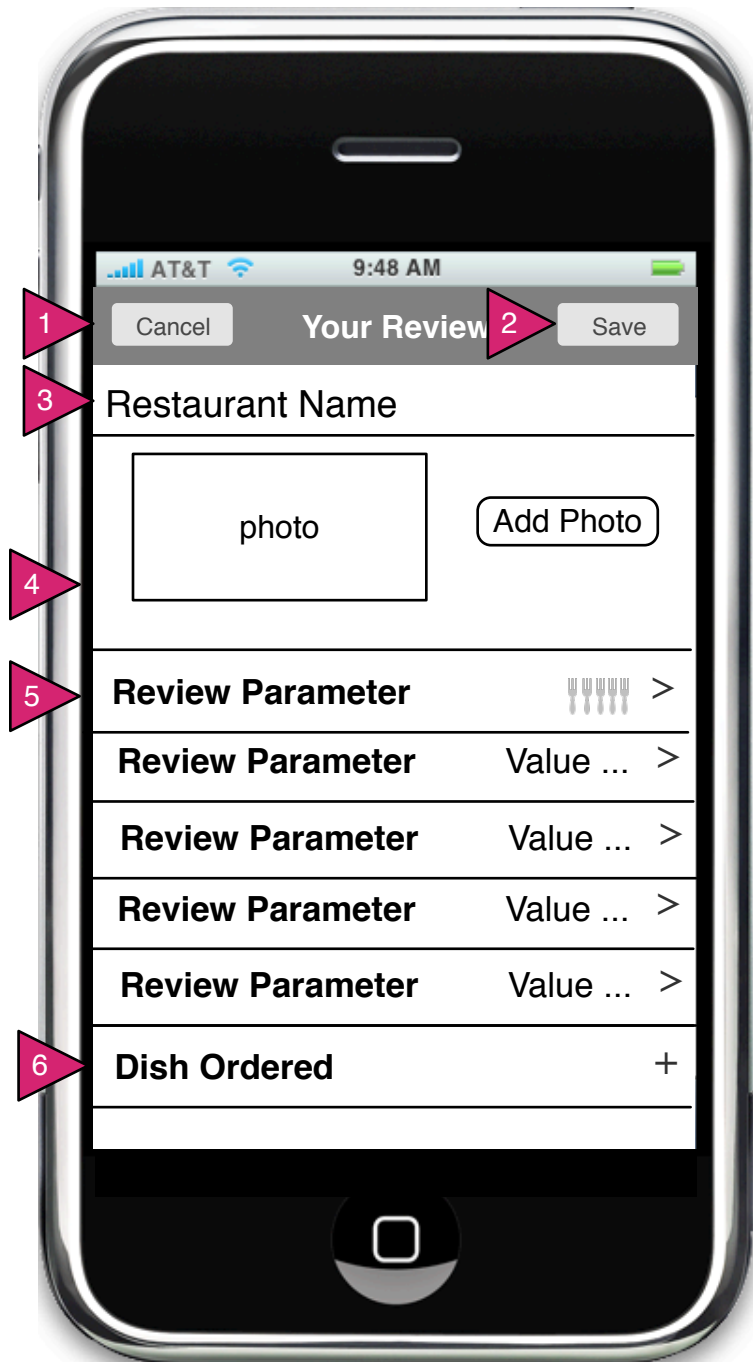
Page Context / How I Got Here / Page Notes

6.5 My Reviews

Page Context / How I Got Here / Page Notes

How User Got Here

	Description	Interaction	Rules	Notes
1	My Account	On press, user returns to My Account		
2	+	On press, user goes to Find Restaurant		
3	Sort	On press, reviews are sorted by date or by usefulness score.		
4	Review	On press, user goes to Update Review		



Page Context / How I Got Here / Page Notes

6.5.1 New Review

Page Context / How I Got Here / Page Notes

User has pressed one of his/her reviews.

	Description	Interaction	Rules	Notes
1	Cancel	On press nothing is saved and Review is closed. User returns to My Reviews.		
2	Save button	On press, any changes are saved and user is returned to My Reviews.		
3	Restaurant Name	N/A.		
4	Photos	On press of photos, the photos are shown in Gallery. On press of new photo, user is taken to OS photo selector.		
5	Review Parameter	On press, user goes to 6.5.1.1 Review parameters. Value chosen is shown in right of bar.		
6	Dish Ordered	On press of + user is taken to menu to add a Dish Ordered		



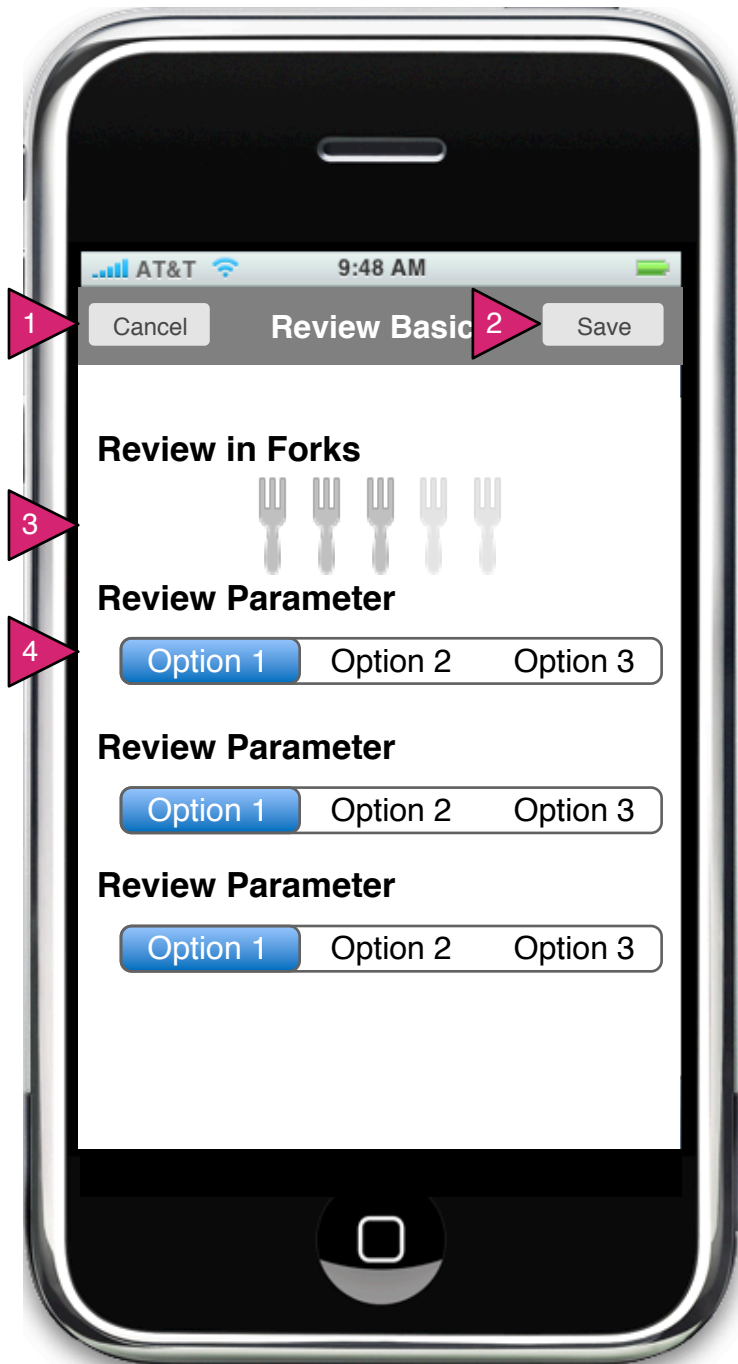
Page Context / How I Got Here / Page Notes

6.5.1 New Review (continued)

Page Context / How I Got Here / Page Notes

User has pressed + in My Reviews or on the Review button in the Restaurant View.

	Description	Interaction	Rules	Notes
6	Dish Ordered	On press of + user is taken to menu to add a Dish Ordered		
7	Review	On press, keyboard is shown (with microphone option) and user input placed in field. Date updates automatically on creation/modification.		
8	Microphone	On press, OS text to speech is used to enter text in the Review field.		



6.5.1.1 Review Parameters

User has pressed one of his/her reviews.

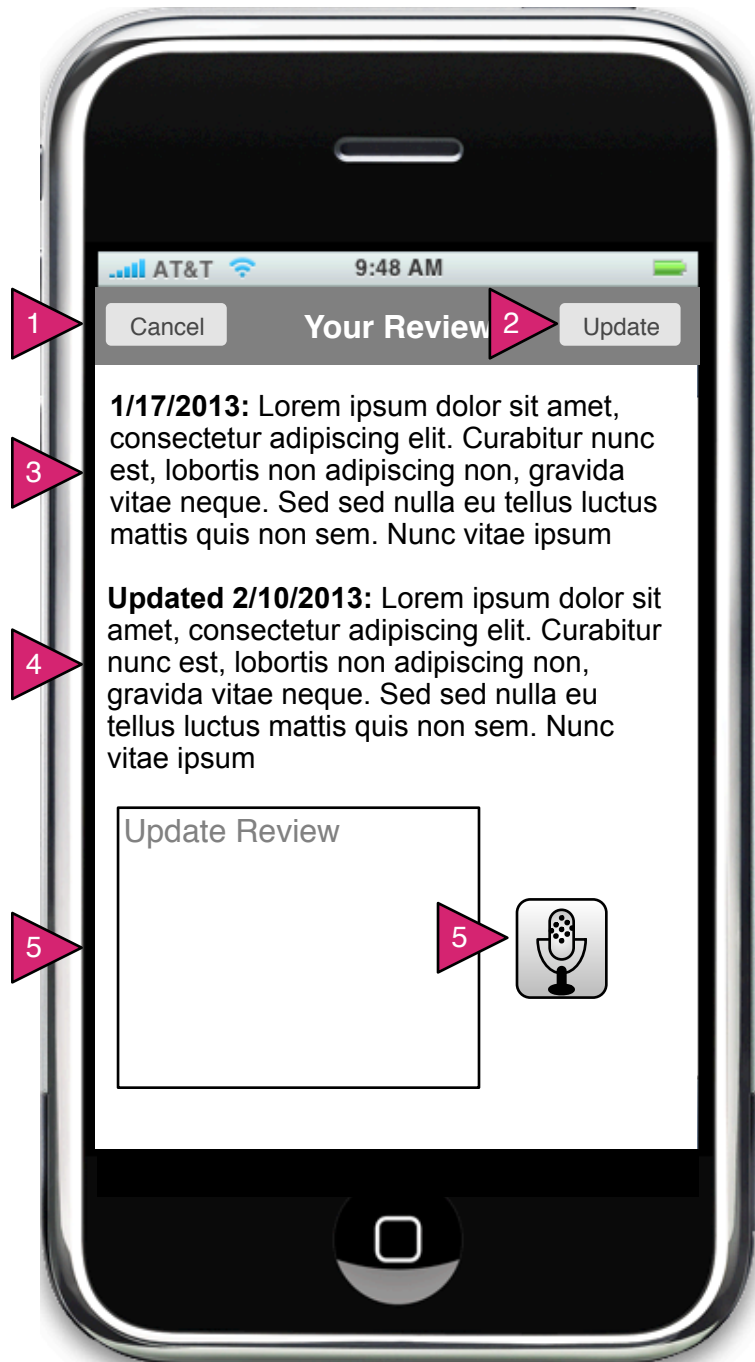
	Description	Interaction	Rules	Notes
1	Cancel	On press nothing is saved and Review is closed. User returns to My Reviews.		
2	Save	On press, any changes are saved and user is returned to Update Review		
3	Forks	On press or swipe over, fork is highlighted. All forks to the left of pressed are highlighted as well.		
4	Review Parameters	On press, selection is highlighted.	Review parameters (service, food quality etc.) are displayed and their options (at least 2, as many as 5) are shown.	



6.5.2 Update Review

User has pressed one of his/her reviews.

	Description	Interaction	Rules	Notes
1	Cancel	On press nothing is saved and Review is closed. User returns to My Reviews.		
2	Update button	On press, any changes are saved and user is returned to My Reviews.		
3	Restaurant Name	N/A.		
4	Photos	On press of photos, the photos are shown in Gallery. On press of new photo, user is taken to OS photo selector.		
5	Review Parameter	On press, user goes to 6.5.1.1 Review parameters. Value chosen is shown in right of bar.		
6	Dish Ordered	On press of + user is taken to menu to add a Dish Ordered		
7	Review	Date updates automatically on creation/modification.		



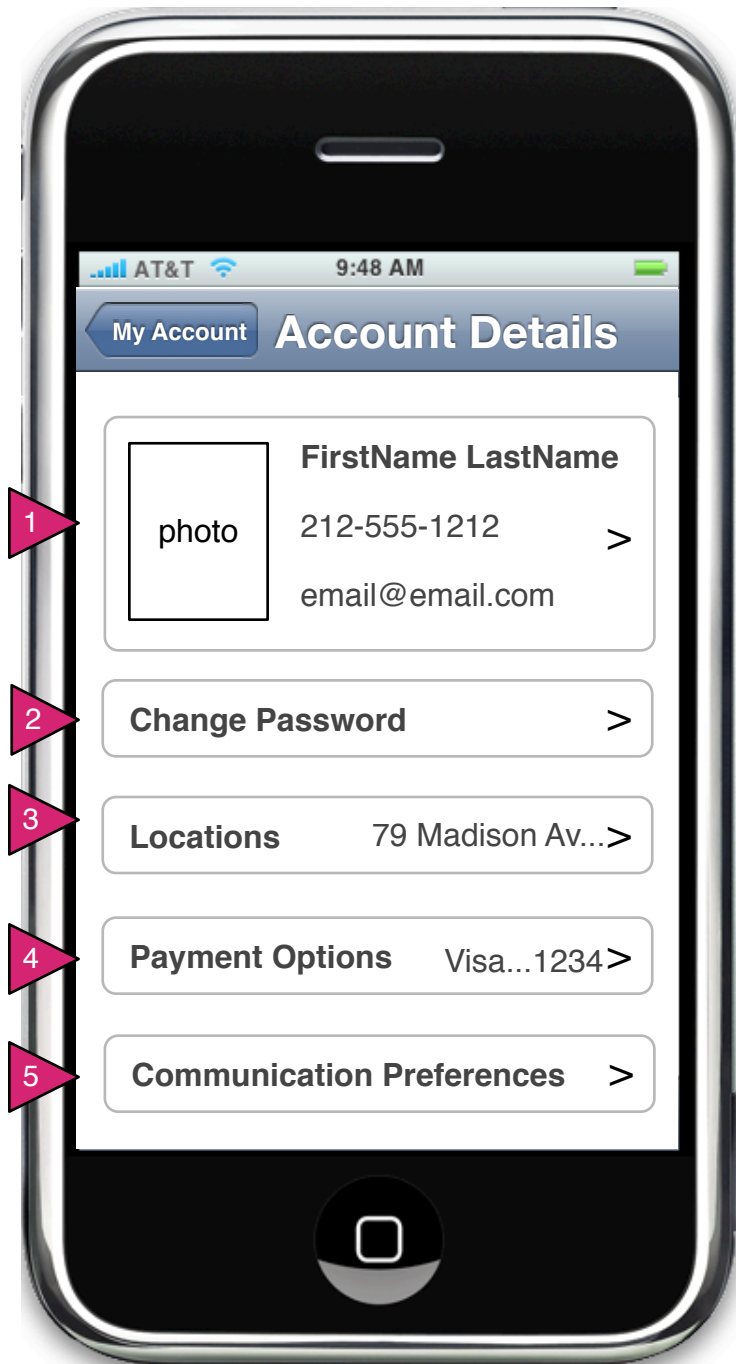
Page Context / How I Got Here / Page Notes

6.5.2 Update Review (continued)

Page Context / How I Got Here / Page Notes

Continuation (scroll) of previous screen.

	Description	Interaction	Rules	Notes
1	Cancel	On press nothing is saved and Review is closed. User returns to My Reviews.		
2	Update button	On press, any changes are saved and user is returned to My Reviews.		
3	Original Review	N/A. Date is date of original review.		
4	Updated Review	N/A Date is date of review update.		
5	Update Review	On focus, keyboard is shown and user input is placed in field. Date is added automatically on Update.		
5	Microphone	On press, OS text to speech is used to enter text in the Review field.		



Page Context / How I Got Here / Page Notes

6.6 Account Details

Page Context / How I Got Here / Page Notes

User has chosen Account Details from My Account

	Description	Interaction	Rules	Notes
1	Photo	On press, user goes to Account basics.		
2	Change Password	On press, user is shown Change Password.		
3	Locations	On press, user is shown variation of Location Sheet		Location Sheet must explain that this is the user's billing address.
4	Payment Options	On press, user goes to Edit Payment Options		
5	Communication Preferences	On press, user goes to Communication Preferences.		



Page Context / How I Got Here / Page Notes

6.6.1 Account Basics

Page Context / How I Got Here / Page Notes

User has pressed on Account Basics

	Description	Interaction	Rules	Notes
1	Save	On press, user input is saved and user goes to Account Details.		
2	Upload New Photo	On press, user goes to OS photo picker.		
3	Phone Number	On press, keyboard is shown and user input is placed in field.		
4	Email Address	On press, keyboard is shown and user input is placed in field.		



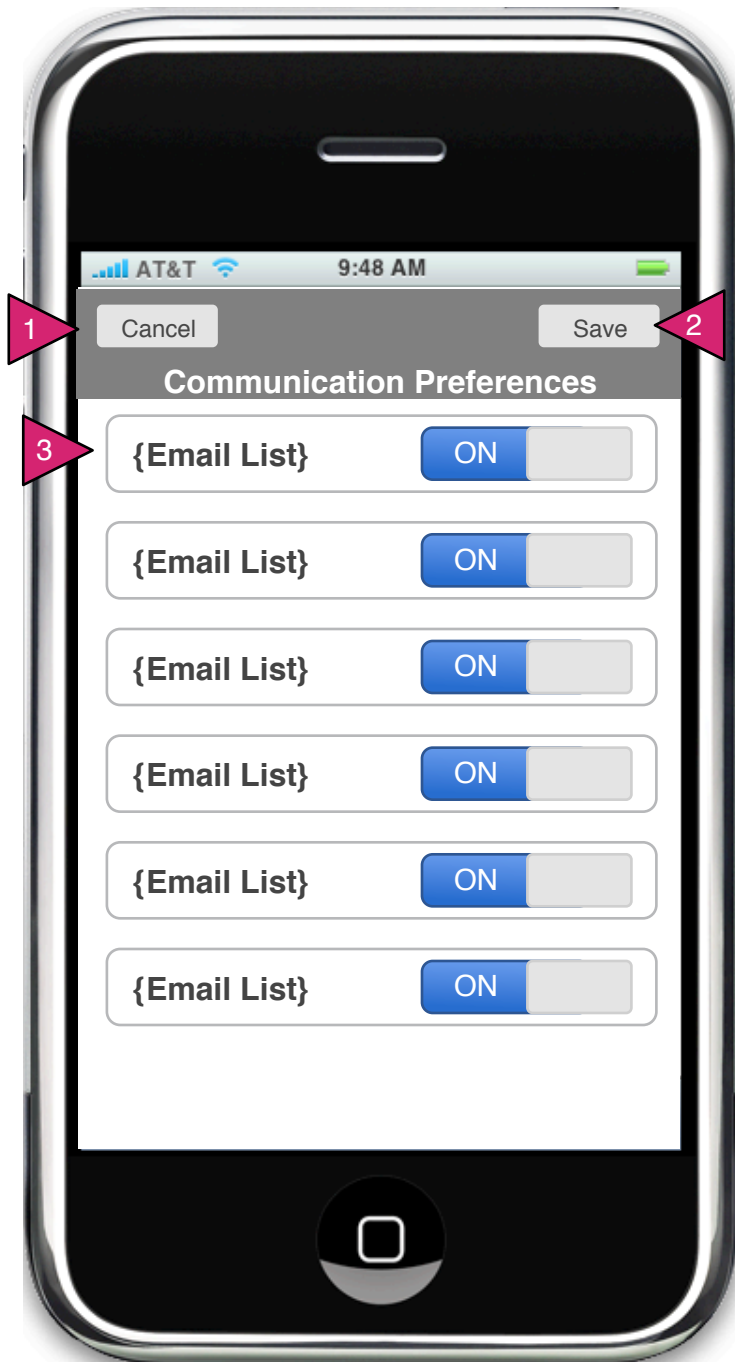
Page Context / How I Got Here / Page Notes

6.6.2 Change Password

Page Context / How I Got Here / Page Notes

User has pressed Change Password in Account Details

	Description	Interaction	Rules	Notes
1	Cancel	On press, user returns to Account Details, nothing is changed or saved.		
2	Save	On press, form is validated and if valid, user input is saved.		
3	Old Password	On focus, keyboard is shown and user input is displayed in field.		



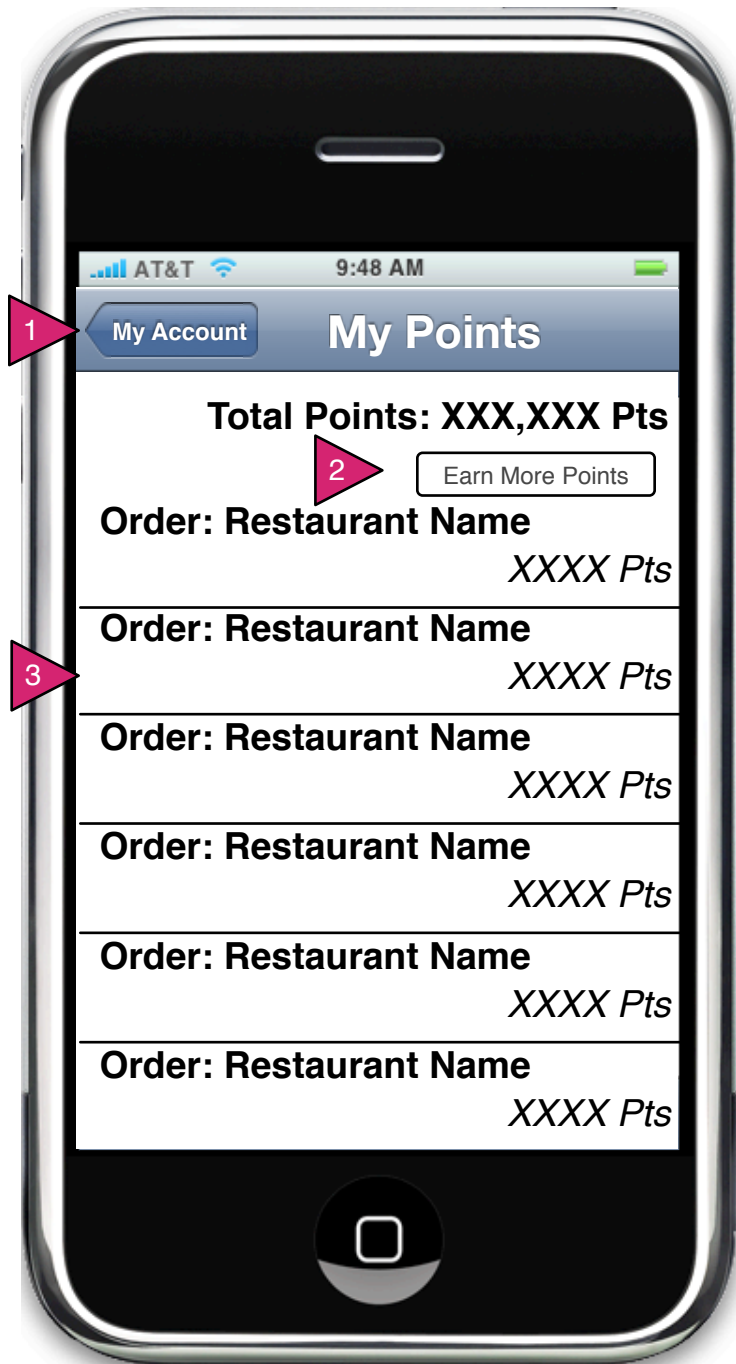
Page Context / How I Got Here / Page Notes

6.6.5 Communications Preferences

Page Context / How I Got Here / Page Notes

User has pressed Communication Preferences in Account Details.

	Description	Interaction	Rules	Notes
1	Cancel	On press, nothing is saved, user returns to Account Details.		
2	Save	On press, user input is saved and user returns to Account Details.		
3	Email List	Each email list from Hungry Buzz is shown. On press, user allows or disallows email list for their email address of record.		



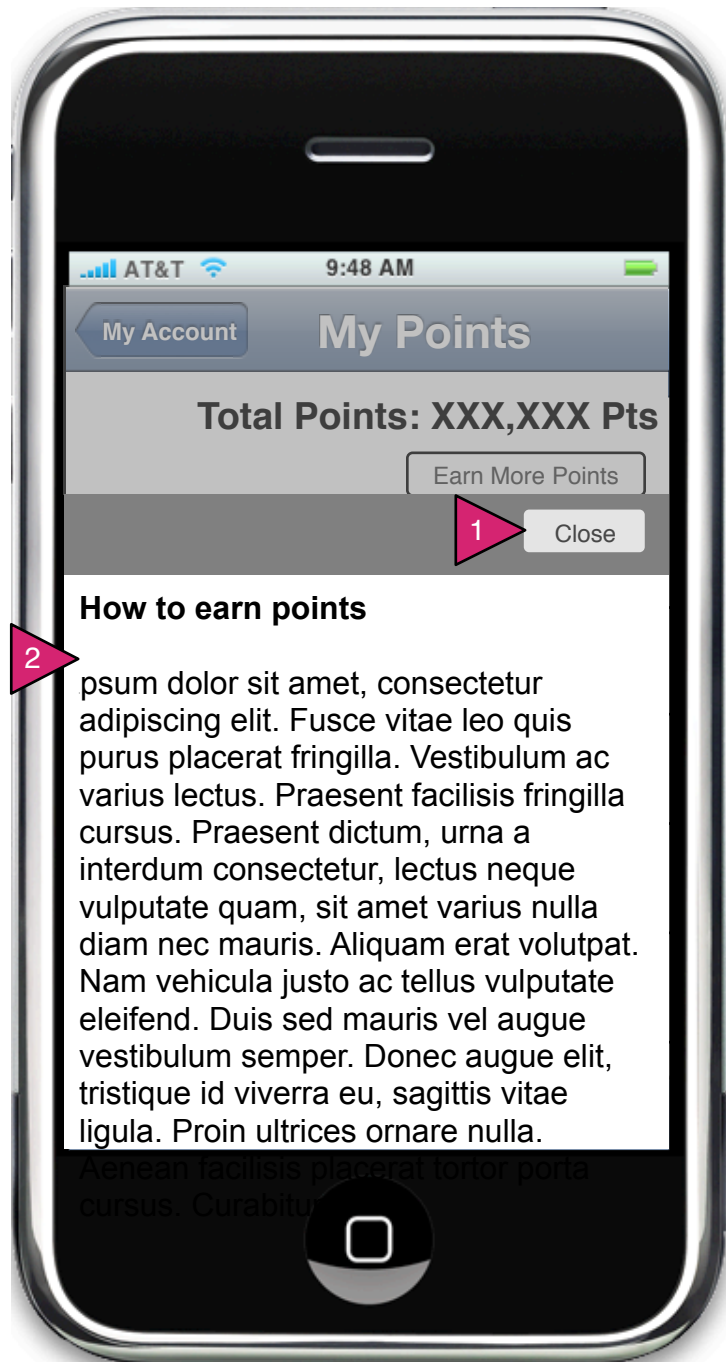
Page Context / How I Got Here / Page Notes

6.7 My Points

Page Context / How I Got Here / Page Notes

User has pressed on My Points

	Description	Interaction	Rules	Notes
1	My Account button	On press, user goes to My Account.		
2	Earn More Points	On press, user goes to How to Earn Points		
3	Items	N/A		



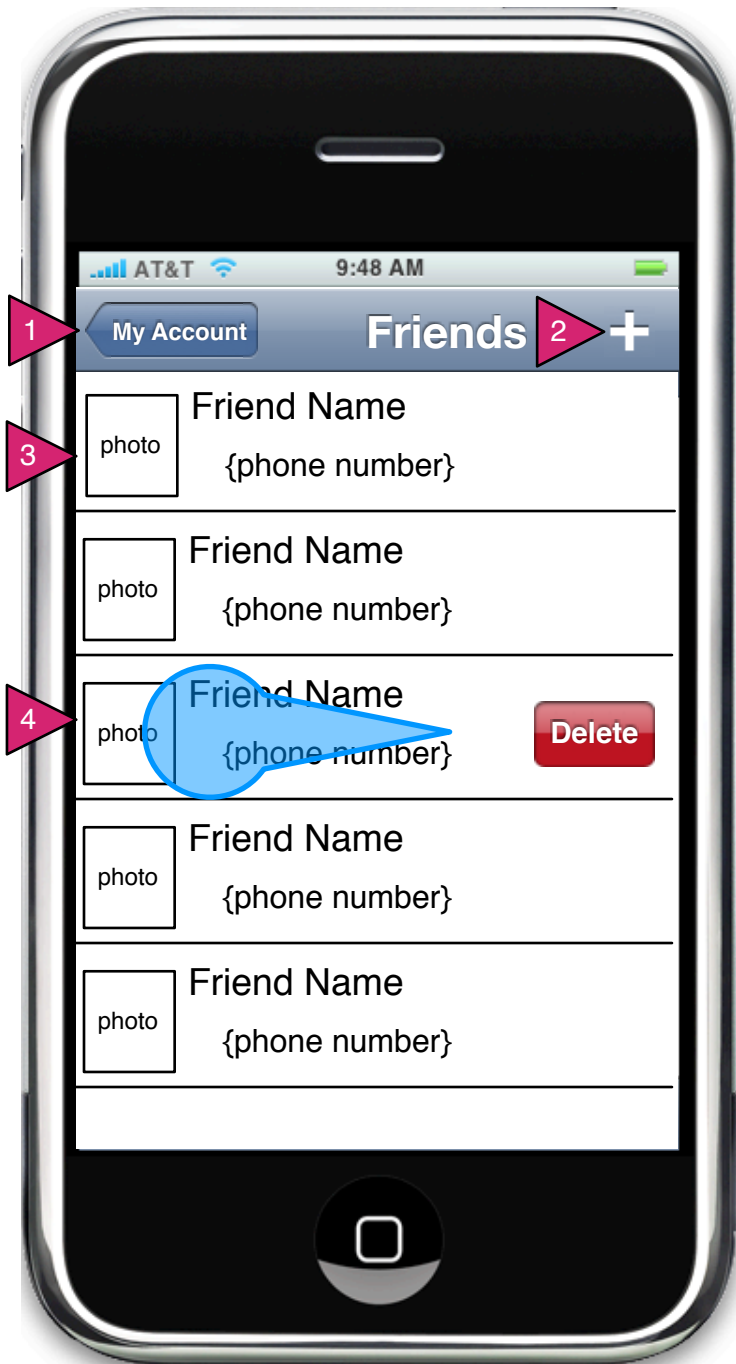
Page Context / How I Got Here / Page Notes

6.7.1 How to Earn Points

Page Context / How I Got Here / Page Notes

User has pressed on Earn More Points

	Description	Interaction	Rules	Notes
1	Close	On press, user goes to My Points.		
2	Text	N/A		



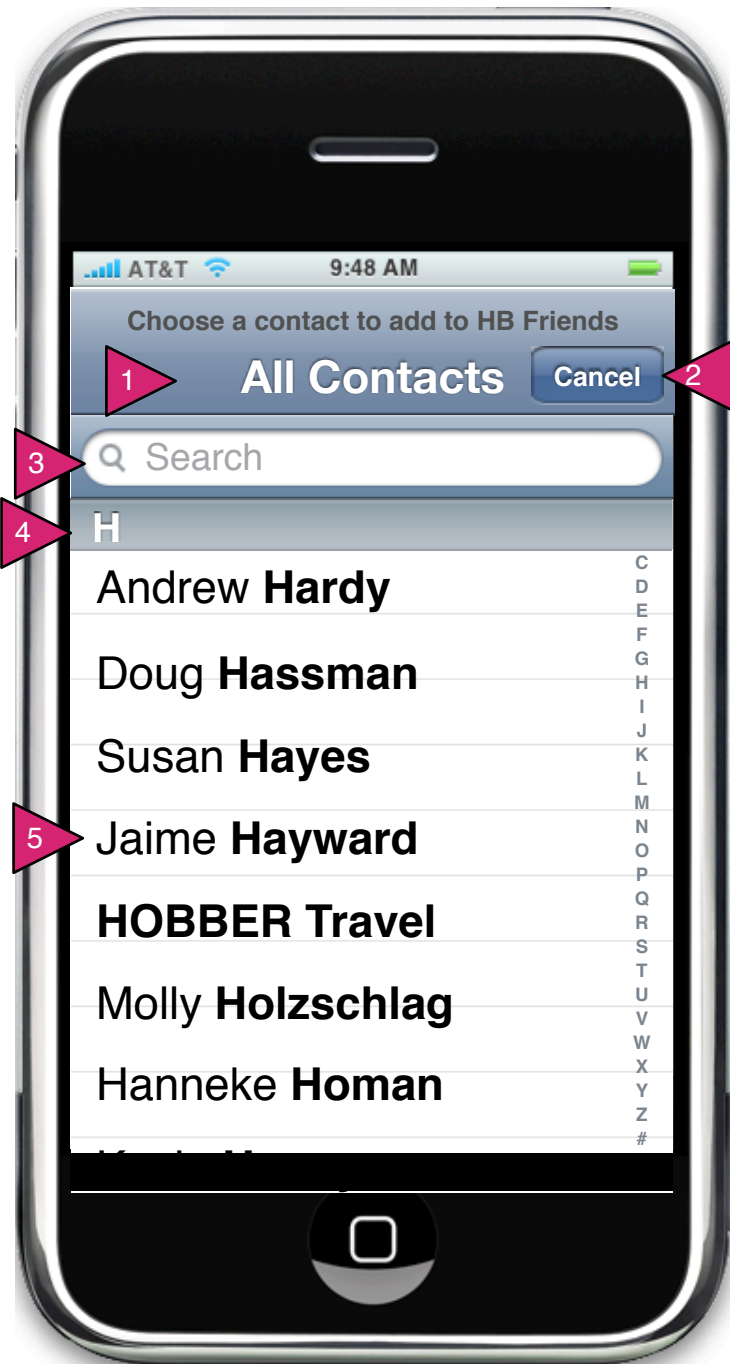
Page Context / How I Got Here / Page Notes

6.8 Friends

Page Context / How I Got Here / Page Notes

User has pressed Friends on Account Details.

	Description	Interaction	Rules	Notes
1	My Account	On press, user returns to My Account		
2	+	On press, user goes to Add Friend		
3	Friend	N/A		
4	Delete Friend	On swipe, delete button is shown, on press of delete, friend is removed from list.		



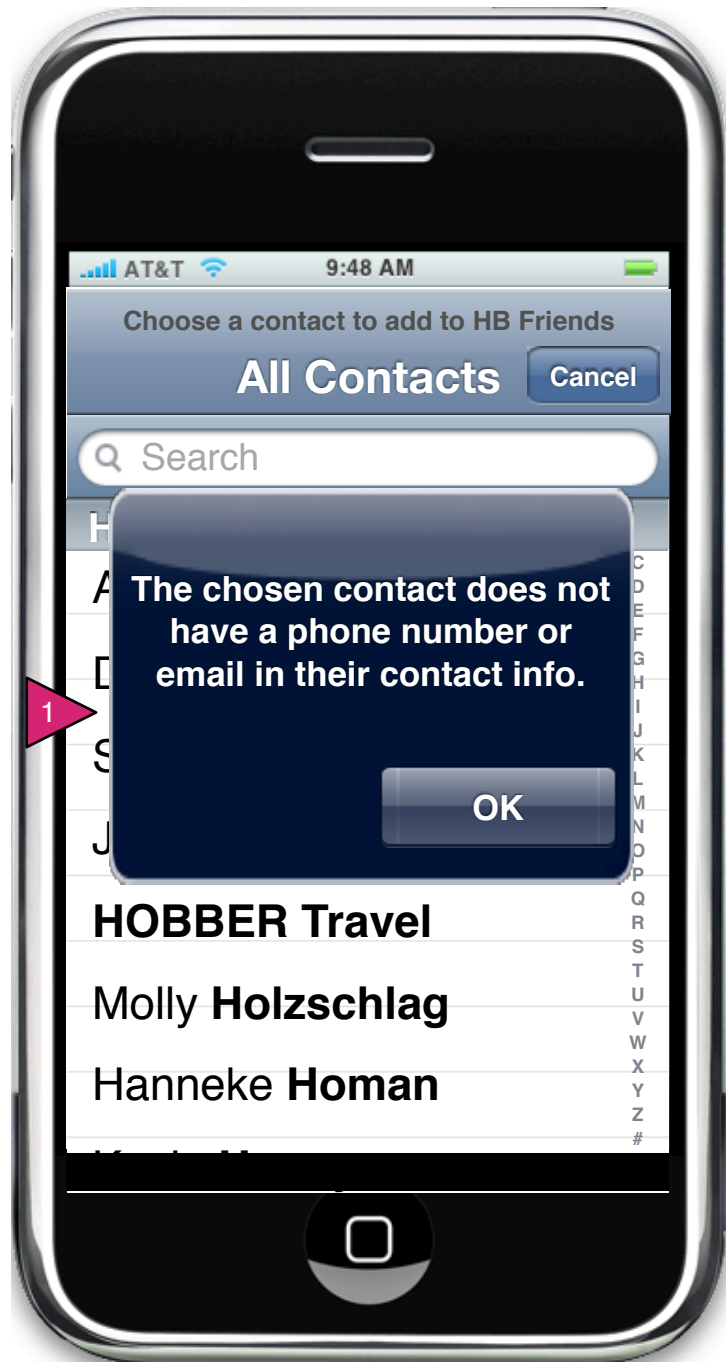
Page Context / How I Got Here / Page Notes

6.8.1 Add Friend

Page Context / How I Got Here / Page Notes

User has decided to add friends to his/her HB app. These friends come from his/her contacts list.

	Description	Interaction	Rules	Notes
1	All Contacts	N/A	User's phone provides the list of contacts to be added to HB.	
2	Cancel	On press, window is closed.		
3	Search	On type, list below shortens to just those items matching the current text.		
4	Category	N/A	Contacts are listed by last name and user can jump to letters via the alphabet to the right.	
1	User Name	On press, user is added as HB Friend and this Contacts window closes.		



Page Context / How I Got Here / Page Notes

6.8.1 Add Friend Warning

Page Context / How I Got Here / Page Notes

User has chosen a contact who doesn't have an email or phone number on record.

	Description	Interaction	Rules	Notes
1	Warning	On OK, the user returns to All Contacts.	Contacts with no contact method will not be added to friends.	



Page Context / How I Got Here / Page Notes

6.9 Social Settings

Page Context / How I Got Here / Page Notes

User has chosen Social Settings from My Account

	Description	Interaction	Rules	Notes
1	Link Facebook	On press, Facebook link is initiated. If turned off, user is shown a confirmation dialog box.		
2	Share Reservations	On press, users reservations are shared on Facebook		
3	Share Reviews	On press, users reviews are automatically shared on Facebook.		
1	Share Photos	On press, users photos are automatically shared on Facebook.		
5	Twitter	Interaction is close to or identical to interaction with Facebook.	Until user links the entire service, the options for each service are grayed out.	



Page Context / How I Got Here / Page Notes

6.10 Privacy Policy

Page Context / How I Got Here / Page Notes

User has pressed Privacy Policy on My Account

	Description	Interaction	Rules	Notes
1	Close	On press, sheet is closed, user returns to My Account.		
2	Privacy Policy	Privacy Policy is shown in a scrollable box.		



Page Context / How I Got Here / Page Notes

6.11 Terms of Service

Page Context / How I Got Here / Page Notes

User has pressed on Terms of Service in Account Preferences.

	Description	Interaction	Rules	Notes
1	Close	On press, sheet is closed, user returns to My Account.		
2	Terms of Service	Terms of Service are shown in a scrollable box.		



Page Context / How I Got Here / Page Notes

6.14 Share with a Friend

Page Context / How I Got Here / Page Notes

User has pressed Share with a Friend in My Account

	Description	Interaction	Rules	Notes
1	Close	On press, sheet is removed and user returns to My Account		
2	SMS Number, Email Address	On focus, email keyboard is shown and user input is displayed in field.		
3	Message	On focus, standard keyboard is shown and user input is displayed in field.		
4	Send	On press, message is sent and user returns to My Account.		
1	Description	Interaction		
1	Description	Interaction		
1	Description	Interaction		
1	Description	Interaction		

NOTES